

# BIKES CATALOG 2024



# WELCOME PAGE

**Welcome to the 2024 Decathlon bikes catalogue.**

**We've included some introductions to each of our brands as well as informations on our elite sports partnerships.**

Withing, you will also find technical details and a photo of each bike in our offer allowing you to easily compare each model. On some of our new and innovative bikes, you'll find even more information and technical explanations.

**Enjoy!**



# CONTENT

**Our brands** p.04

**Technical Partnerships** p.12

## BIKES 2024

**Road Cycling** p.14

**Gravel Cycling** p.50

**Mountain Biking** p.74

**Trekking Cycling** p.124

**Urban Cycling** p.136

**Folding Bikes** p.160

**Kids Cycling** p.172



# BORN IN FLANDERS, LAND OF CYCLING



## “Comes from” in Flemish VAN

VAN (“which comes from” in Flemish) RYSEL (“Lille”, France) is the road cycling brand born a few miles from the iconic cobbled sectors, including the world’s most legendary one-day race.

Founded in 2019, it’s aimed at cyclists all over the world, whatever their level, objective or outlook on cycling.

Passionate about advanced technology, the VAN RYSEL teams set the highest standards to satisfy both professional riders and amateur cyclists.

## “Lille”, France RYSEL

By placing research and development at the heart of its priorities, VAN RYSEL co-designs innovative products built to win with sportsmen and women and its industrial partners.

Every watt, every second, every mile travelled is a new victory during a race, or during a Sunday ride.

This is the very reason VAN RYSEL exists, to maximise the pleasure of effort and enjoy great human experiences.

# PARTNERS

In 2024, the brand will support the **DECATHLON AG2R LA MONDIALE** and **VAN RYSEL ROUBAIX** teams on the best roads in the world, but there are also many athletes who specialise in a particular product category:

Søren Wærrenskjold (UNO X) and Nans Peters (DECATHLON AG2R LA MONDIALE) for footwear, Denis Chevrot (double IronMan European champion) for triathlon equipment.





# ROCKRIDER

At DECATHLON, we believe that nature is the best playground, and we are committed to helping you explore it in the most immersive way possible. Our range of bicycles is designed by enthusiasts to meet all the needs for lovers of the outdoor. We enjoy wandering, exploring nature, taking the time to admire our surroundings.

We also love tackling kilometers of positive elevation, traveling through unfamiliar landscapes, and getting lost from time to time! We enjoy speeding down technical single tracks and navigating through turns.

We love riding and even jumping over rocks... You've got it, we LOVE cycling!



## RIDE ON ROADS CLIMB HILLS



We aim to make cycling accessible, allowing as many people as possible to enjoy this wonderful sport of ours by offering a complete range of products focused on the experience.

At ROCKRIDER, we observe athletes, sketch, prototype, test in the lab and in the field. We design bikes, equipment, and accessories with practitioners for practitioners.

Whether it's hiking, cross country, or trail/all-mountain riding, the important thing is that everyone can expend energy while enjoying nature.

# DECATHLON FORD RACING TEAM

Decathlon Ford Racing Team will act as a laboratory where we can develop, hone and test products before they find their way onto store shelves for everyone to enjoy.

We want to take our product design even further and continue to harness technical advances that our customers will benefit from. But to do that, we need the best of the best.

Decathlon Ford Racing Team isn't just about bringing top-level riders on board. It's an entire ecosystem designed to make this project succeed.

The birth of Decathlon Ford Racing Team also reflects our group's overall aim of focusing on performance.



## PRODUCT DESIGN LIES AT THE HEART OF WHAT WE DO.



# B'TWIN

Living without a car means above all rediscovering the pleasure of traveling through urban space!

**At B'TWIN, we innovate every day to design products that make soft mobility easier and more accessible to as many people as possible.**

Our design teams are working to design a complete product ecosystem to offer you the simplest and safest mobility experience possible.

Whatever your needs and habits, we aim to ensure that everyone can find the solution that suits their lifestyle at Decathlon.





## Bicycles have the power to revolutionize the way we travel, making it healthier and more environmentally friendly for our Kids.

### It empowers children to reach their full potential through fun, health, and sustainability.

We ignite a love for biking in children by creating solutions that allow them to be independent and self-sufficient. Parents are also part of the game sharing the taste of freedom from their kids.

At the Kids Cycling team, we cover all the kids cycling activities from early childhood learning to the discovery of a cycling sport (MTB, road cycling or BMX). We work together with experts as psychomotricians to create products specifically adapted to children's morphology.

Kids are also experts on their own, testing prototypes, providing us with feedback, and helping us develop the best product possible for them and for their parents.





# DECATHLON CO-TITLE SPONSOR OF THE AG2R LA MONDIALE TEAMS

Starting January 2024, Decathlon will proudly become co-title sponsor of the AG2R La Mondiale teams. The teams will compete at the biggest international races, including the Tour de France and Giro D'Italia while the team riders will be equipped with bikes, helmets and sunglasses from Van Rysel.

In the heart of Lille, our passionate Van Rysel team creates innovative cycling products designed to meet the needs of riders at all performance levels.

By accompanying professional athletes in their quest for superior performance, we achieve a significant advantage. Our products meet the requirements of both the UCI World Tour and Professional Triathletes Organization. At the same time, integrating athletes' direct feedback ensures uncompromised quality and performance.

From weekend warriors through to aspiring amateurs and polished pros, Van Rysel's designs have you covered – wherever you choose to ride.



## AS COMMITTED MOUNTAIN BIKERS, DESIGN IS EMBEDDED IN OUR DNA.

Decathlon Ford Racing Team serves as a real-world lab. It's where we develop, hone, and continually test our products before they meet the rigors of the trail.

We strive to push boundaries. To harness the power within each and every one of us

And, inspired by adrenaline and performance, to continue to innovate and meet the needs of all of our riders.

Decathlon Ford Racing Team's focus isn't on attracting top-level riders. Instead, we're building an entire ecosystem designed to challenge the field.

Our arrival reflects an overall aim of attaining superior performance for every rider.

(XCO), Savilia BLUNK  
World Ranking - 12th







# ROAD BIKES





## ROAD BIKE EDR EASY

VAN RYSEL



Frame	Road endurance	Number of Speeds	8
Frame Material	Aluminium	Brakes	RC482 CARTRIDGE PADS
Frame Tyre Clearance (max tyre compatible)	28 mm	Brakes levers	TEKTRO RL 576 CYCLO CROSS LEVER
Rigid Fork Material	Steel	Rims (intenal w & depth & material)	23 x 15 aluminium
Rigid Fork Tyre Clearance (max tyre compatible)	28 mm	Tires	PROTECT 700 x 28
Crankset	FC ATB 500 - 170 mm	Axel type	Quick release
Size of Chainring	40	Stem	B'TWIN aluminium XS 60 mm / S 90 mm / M 90 mm / L 90mm / XL 110 mm
Front derailleur	None	Handlebar	B'TWIN aluminium 400 mm
Rear derailleur	Microshift RD-M25	Sizes Available	XS / S / M / L / XL
Shifters	Microshift	Bicycle Weight (kg)	10.8 (XS)
Cassette Range	11 - 34		

## ROAD BIKE RC 120 DISC LIGHT GREY

VAN RYSEL



Frame	Road endurance	Number of Speeds	2 x 8
Frame Material	Aluminium	Brakes	PROMAX DSK300R
Frame Tyre Clearance (max tyre compatible)	32 mm	Brakes levers	Microshift Double ST MS SB-R482
Rigid Fork Material	Carbon and aluminium steerer	Rims (intenal w & depth & material)	700C 24 x 17 aluminium
Rigid Fork Tyre Clearance (max tyre compatible)	32 mm	Tires	PROTECT 700 x 28
Crankset	Wheeltop FC RC 500	Axel type	Quick release
Size of Chainring	48 / 34T	Stem	B'TWIN aluminium oversize XS S 80 mm / M L 100 mm / XL 110 mm
Front derailleur	Microshift 2 (FD MS FD- R252)	Handlebar	B'TWIN, aluminium oversize ERGO
Rear derailleur	Microshift 8 (RD MS RD- R43M)	Sizes Available	XS / S / M / L / XL
Shifters	Microshift Double ST 482	Bicycle Weight (kg)	11.25 (M)
Cassette Range	11 - 34		



## ROAD BIKE

# RC REGULAR SORA / RC REGULAR FLATBAR

VAN RYSEL



Frame	Road endurance	Number of Speeds	2 x 8
Frame Material	Aluminium	Brakes	TEKTRO CALIPER R539
Frame Tyre Clearance (max tyre compatible)	35 mm	Brakes levers	Microshift Double ST MS SB-R482
Rigid Fork Material	Carbon and aluminium steerer	Rims (intenal w & depth & material)	700C 23 x 15 aluminium
Rigid Fork Tyre Clearance (max tyre compatible)	35 mm	Tires	PROTECT 700 X 28
Crankset	Shimano SORA	Axel type	Quick release
Size of Chainring	50 x 34	Stem	B'TWIN aluminium oversize XS 60 mm / S 80 mm / M 80 mm
Front derailleur	Microshift FD-R252 -253 31.8	Handlebar	B'TWIN aluminium
Rear derailleur	Microshift RD MS RD-R43M	Sizes Available	XS / S / M
Shifters	Microshift ST MS SB-R482	Bicycle Weight (kg)	10.1 (M)
Cassette Range	11 - 34		

## ROAD BIKE

# RC500 SORA / RC500 SORA FLATBAR

VAN RYSEL



Frame	Triban Evo 18	Number of Speeds	2 x 9
Frame Material	Aluminium	Brakes	PROMAX DSK300R
Frame Tyre Clearance (max tyre compatible)	36 mm	Brakes levers	Shimano SORA R3000
Rigid Fork Material	Carbon and aluminium steerer	Rims (intenal w & depth & material)	700C 19C Aluminium
Rigid Fork Tyre Clearance (max tyre compatible)	36 mm	Tires	Btwin 700 x 28 anti-puncture
Crankset	Shimano SORA	Axel type	Quick release
Size of Chainring	50 x 34	Stem	Alu Triban XS S 80 mm / M 100 mm / L 110 mm / XL 120 mm
Front derailleur	Shimano SORA R3000	Handlebar	B'TWIN, aluminium oversize ERGO
Rear derailleur	Shimano SORA R3000	Sizes Available	XS / S / M / L / XL
Shifters	Shimano SORA R3000	Bicycle Weight (kg)	10.6 (M)
Cassette Range	11 - 34		



# ROAD BIKE

## NCR TIAGRA AF

VAN RYSEL



Frame	<b>NCR</b>	Number of Speeds	<b>2 x 10</b>
Frame Material	<b>Alloy</b>	Brakes	<b>Flatmount</b>
Frame Tyre Clearance (max tyre compatible)	<b>700 x 35</b>	Brakes levers	<b>Tiagra 4720</b>
Rigid Fork Material	<b>Carbon</b>	Rims (intemat w & depth & material)	<b>19C Aluminium</b>
Rigid Fork Tyre Clearance (max tyre compatible)	<b>700 x 38</b>	Tires	<b>Hutchinson Fusion 700 x 28</b>
Crankset	<b>Tiagra FC - 4700 / XXS XS 165 mm / S 170 mm / M 172,5 mm / L XL 175 mm</b>	QR or axel type	<b>Thru Axle</b>
Size of Chainring	<b>48 - 34</b>	Stem	<b>Aluminium 6061 T6 7°/-7° / XXS 60 mm / XS 70 mm / S 80 mm / M 90 mm / L 100 mm / XL 110 mm</b>
Front derailleur	<b>FD-4700</b>	Handlebar	<b>Aluminium 6061 T6 31.8 mm / 4° backsweep 130 mm drop / XXS XS S 400 mm / M L XL 420 mm</b>
Rear derailleur	<b>RD - 4700 - GS</b>	Sizes Available	<b>XXS / XS / S / M / L / XL</b>
Shifters	<b>R4720</b>	Bicycle Weight (kg)	<b>9.5 (M)</b>
Cassette Range	<b>11 / 12 / 14 / 16 / 18 / 20 / 22 / 25 / 28 / 32</b>		





# ROAD BIKE

## NCR APEX

### VAN RYSEL



Frame	<b>NCR</b>	Number of Speeds	<b>1 x 12</b>
Frame Material	<b>Carbon</b>	Brakes	<b>SRAM Apex D1 Flatmount</b>
Frame Tyre Clearance (max tyre compatible)	<b>700 x 35</b>	Brakes levers	<b>SRAM Apex D1</b>
Rigid Fork Material	<b>Carbon</b>	Rims (intemat w & depth & material)	<b>19C Aluminium</b>
Rigid Fork Tyre Clearance (max tyre compatible)	<b>700 x 38</b>	Tires	<b>Hutchinson Fusion 700 x 28</b>
Crankset	<b>SRAM APEX 1 D1 DUB WIDE / XXS XS S 165 mm / M 172,5 mm / L XL 175 mm</b>	QR or axel type	<b>Thru Axle</b>
Size of Chainring	<b>46T</b>	Stem	<b>Aluminium 6061 T6 7°/-7° / XXS 60 mm / XS 70 mm / S 80 mm / M 90 mm / L 100 mm / XL 110 mm</b>
Front derailleur	<b>None</b>	Handlebar	<b>Aluminium 6061 T6 31.8mm / 4°back sweep 130mm drop / XXS XS S 400 mm / M L XL 420 mm</b>
Rear derailleur	<b>SRAM APEX 12 XPLR D1</b>	Sizes Available	<b>XXS / XS / S / M / L / XL</b>
Shifters	<b>SRAM APEX 1x12</b>	Bicycle Weight (kg)	<b>8.75 (M)</b>
Cassette Range	<b>11 / 12 / 13 / 15 / 17 / 19 / 21 / 24 / 28 / 32 / 38 / 44</b>		





## ROAD BIKE NCR TIAGRA

VAN RYSEL



Frame	<b>NCR</b>	Number of Speeds	<b>2 x 10</b>
Frame Material	<b>Carbon</b>	Brakes	<b>Flatmount</b>
Frame Tyre Clearance (max tyre compatible)	<b>700 x 35</b>	Brakes levers	<b>R4720</b>
Rigid Fork Material	<b>Carbon</b>	Rims (intemat w & depth & material)	<b>21C Aluminium</b>
Rigid Fork Tyre Clearance (max tyre compatible)	<b>700 x 38</b>	Tires	<b>Hutchinson Fusion 700 x 28</b>
Crankset	<b>FC - 4700 / XXS XS 165 mm / S 170 mm / M 172,5 mm / L XL 175 mm</b>	QR or axel type	<b>Thru Axle</b>
Size of Chainring	<b>48 - 34</b>	Stem	<b>Aluminium 6061 T6 7°/-7° / XXS 60 mm / XS 70 mm / S 80 mm / M 90 mm / L 100 mm / XL 110 mm</b>
Front derailleur	<b>FD-4700</b>	Handlebar	<b>Aluminium 6061 T6 31.8 mm / 4°backsweep 130 mm drop / XXS XS S 400 mm / M L XL 420 mm</b>
Rear derailleur	<b>RD - 4700 - GS</b>	Sizes Available	<b>XXS / XS / S / M / L / XL</b>
Shifters	<b>R4720</b>	Bicycle Weight (kg)	<b>9.1 (M)</b>
Cassette Range	<b>11 / 12 / 14 / 16 / 18 / 20 / 22 / 25 / 28 / 32</b>		

## ROAD BIKE NCR 105 12s

VAN RYSEL



Frame	<b>NCR</b>	Number of Speeds	<b>2 x 12</b>
Frame Material	<b>Carbon</b>	Brakes	<b>Flatmount</b>
Frame Tyre Clearance (max tyre compatible)	<b>700 x 35</b>	Brakes levers	<b>R7120</b>
Rigid Fork Material	<b>Carbon</b>	Rims (intemat w & depth & material)	<b>Racing 700 DB, Aluminium 17C</b>
Rigid Fork Tyre Clearance (max tyre compatible)	<b>700 x 38</b>	Tires	<b>Hutchinson Fusion 700 x 28</b>
Crankset	<b>R7100 / XXS XS 165 mm / S 170 mm / M 172,5mm / L XL 175 mm</b>	QR or axel type	<b>Thru Axle</b>
Size of Chainring	<b>50 - 34</b>	Stem	<b>Aluminium 6061 T6 7°/-7° / XXS 60 mm / XS 70 mm / S 80 mm / M 90 mm / L 100 mm / XL 110 mm</b>
Front derailleur	<b>R7100</b>	Handlebar	<b>Aluminium 6061 T6 31.8 mm / 4°backsweep 130 mm drop / XXS XS S 400 mm / M L XL 420 mm</b>
Rear derailleur	<b>RD-R7100</b>	Sizes Available	<b>XXS / XS / S / M / L / XL</b>
Shifters	<b>R7120</b>	Bicycle Weight (kg)	<b>8.75 (M)</b>
Cassette Range	<b>11 / 12 / 13 / 14 / 15 / 17 / 19 / 21 / 24 / 27 / 30 / 34T</b>		



## ROAD BIKE NCR RIVAL AXS

VAN RYSEL



Frame	<b>NCR</b>	Number of Speeds	<b>2 x 12</b>
Frame Material	<b>Carbon</b>	Brakes	<b>Flatmount</b>
Frame Tyre Clearance (max tyre compatible)	<b>700 x 35</b>	Brakes levers	<b>SRAM RIVAL AXS</b>
Rigid Fork Material	<b>Carbon</b>	Rims (intemat w & depth & material)	<b>Racing 300 DB, Aluminium 19C</b>
Rigid Fork Tyre Clearance (max tyre compatible)	<b>700 x 38</b>	Tires	<b>Hutchinson Fusion 700 x 28</b>
Crankset	<b>Rival AXS / XXS 165 mm / XS 170 mm / S 170 mm / M 172.5 mm</b>	QR or axel type	<b>Thru Axle</b>
Size of Chainring	<b>48 - 35</b>	Stem	<b>Aluminium 6061 T6 7°/-7° / XXS 60 mm / XS 70 mm / S 80 mm / M 90 mm / L 100 mm / XL 110 mm</b>
Front derailleur	<b>Rival eTap AXS Front Derailleur</b>	Handlebar	<b>Aluminium 6061 T6 31.8 mm / 4°backsweep 130 mm drop / XXS XS S 400 mm / M L XL 420 mm</b>
Rear derailleur	<b>Rival eTap AXS Rear Derailleur</b>	Sizes Available	<b>XXS / XS / S / M / L / XL</b>
Shifters	<b>SRAM RIVAL AXS</b>	Bicycle Weight (kg)	<b>8.7 (M)</b>
Cassette Range	<b>10 / 11 / 12 / 13 / 15 / 17 / 19 / 21 / 24 / 28 / 32 / 36</b>		

## ROAD BIKE NCR LTD ALLROAD

VAN RYSEL



Frame	<b>NCR</b>	Number of Speeds	<b>1 x 12</b>
Frame Material	<b>Carbon</b>	Brakes	<b>SRAM Apex D1 Flatmount</b>
Frame Tyre Clearance (max tyre compatible)	<b>700 x 35</b>	Brakes levers	<b>SRAM Apex D1</b>
Rigid Fork Material	<b>Carbon</b>	Rims (intemat w & depth & material)	<b>19C Aluminium</b>
Rigid Fork Tyre Clearance (max tyre compatible)	<b>700 x 38</b>	Tires	<b>Hutchinson Override 700 x 35</b>
Crankset	<b>SRAM APEX 1 D1 DUB WIDE / XXS XS S 165 mm / M 172,5 mm / L XL 175 mm</b>	QR or axel type	<b>Thru Axle</b>
Size of Chainring	<b>46T</b>	Stem	<b>Aluminium 6061 T6 7°/-7° / XXS 60 mm / XS 70 mm / S 80 mm / M 90 mm / L 100 mm / XL 110 mm</b>
Front derailleur	<b>None</b>	Handlebar	<b>Aluminium 6061 T6 31.8 mm / 4°backsweep 130 mm drop / XXS XS S 400 mm / M L XL 420 mm</b>
Rear derailleur	<b>SRAM APEX 12 XPLR D1</b>	Sizes Available	<b>XXS / XS / S / M / L / XL</b>
Shifters	<b>SRAM APEX 1x12</b>	Bicycle Weight (kg)	<b>8.75 (M)</b>
Cassette Range	<b>11 / 12 / 13 / 15 / 17 / 19 / 21 / 24 / 28 / 32 / 38 / 44</b>		



# ROAD BIKE

## RCR RIVAL AXS PWR

VAN RYSEL



Frame Material	<b>Carbon</b>	Complete Wheel set	<b>ZIPP 303 S XDR</b>
Frame Tyre Clearance (max tyre compatible)	<b>700 x 32</b>	Tires	<b>MICHELIN POWER CUP</b>
Crankset	<b>FC SRAM RIVAL D1 DUB PM / XS, S 170 mm / M 172,5 mm / L XL 175 mm</b>	QR or axel type	<b>Thru Axle 12 mm 100 mm Thru Axle 12 mm 142 mm</b>
Size of Chainring	<b>48 - 35</b>	Tubeless ready?	<b>Yes</b>
Front derailleur	<b>RIVAL ETAP AXS D1</b>	Saddle	<b>VR</b>
Rear derailleur	<b>RIVAL ETAP AXS D1 MAX 36T</b>	Stem	<b>DEDA X VR Superbox Evo / XS 80 mm / S 90 mm / M 100 mm / L 110 mm / XL 120 mm</b>
Cassette	<b>RIVAL XG 1250 D1</b>	Handlebar	<b>DEDA SUPERZERO RS / XS 400 mm / S 420 mm / M L 440 mm / XL 460</b>
Cassette Range	<b>10 - 36</b>	Sizes Available	<b>XS / S / M / L / XL</b>
Number of Speeds	<b>2 x 12</b>	Colors Available	<b>CARBON RAW (W16) / WHITE / BLUE</b>
Brakes	<b>RIVAL ETAP AXS D1</b>	Bicycle Weight (kg)	<b>8.1 (M)</b>
Disc Rotor size (mm)	<b>160 / 140</b>		





# ROAD BIKE

## RCR 105 DI2 PWR

VAN RYSEL



NO IMAGE AVAILABLE YET

Frame Material	<b>Carbon</b>	Complete Wheel set	<b>SWISSIDE HADRON CLA 500</b>
Frame Tyre Clearance (max tyre compatible)	<b>700 x 32</b>	Tires	<b>CONTINENTAL GP5000 TR</b>
Crankset	<b>R7100 with Stage Cycling Power Meter / XXS 165 mm / XS S 170 mm / M 172,5 mm / L 175 mm</b>	QR or axel type	<b>Thru Axle 12 mm 100 mm Thru Axle 12 mm 142 mm</b>
Size of Chainring	<b>52 - 36</b>	Tubeless ready?	<b>Yes</b>
Front derailleur	<b>R7150</b>	Saddle	<b>VR</b>
Rear derailleur	<b>R7150</b>	Stem	<b>DEDA X VR Superbox Evo / XXS 70 mm / XS 80 mm / S 90 mm / M 100 mm / L 110 mm / XL 120 mm</b>
Cassette	<b>R7100</b>	Handlebar	<b>DEDA SUPERZERO RS / XXS XS 400 mm / S 420 mm / M, L 440 mm / XL 460</b>
Cassette Range	<b>11 - 34</b>	Sizes Available	<b>XXS / XS / S / M / L / XL</b>
Number of Speeds	<b>2 x 12</b>	Colors Available	<b>CARBON RAW / WHITE / BLUE</b>
Brakes	<b>R7170</b>	Bicycle Weight (kg)	<b>8 (M)</b>
Disc Rotor size (mm)	<b>160 / 140</b>		

# ROAD BIKE

## RCR PRO FORCE AXS PWR

VAN RYSEL



Frame Material	<b>Carbon</b>	Complete Wheel set	<b>ZIPP 404 FIRECREST XDR</b>
Frame Tyre Clearance (max tyre compatible)	<b>700 x 32</b>	Tires	<b>CONTINENTAL GP5000 TR</b>
Crankset	<b>FC FORCE AXS 12s PM D2 / XS 165 mm / S 170 mm / M 172,5 mm / L XL 175 mm</b>	QR or axel type	<b>Thru Axle 12 mm 100 mm Thru Axle 12 mm 142 mm</b>
Size of Chainring	<b>48 - 35</b>	Tubeless ready?	<b>Yes</b>
Front derailleur	<b>FORCE AXS D2</b>	Saddle	<b>FIZIK ANTARES 140mm</b>
Rear derailleur	<b>FORCE AXS D2 MAX 36T</b>	Stem	<b>DEDA X VR Superbox / Evo Ti / XS 80 mm / S 90 mm / M 100 mm / L 110 mm / XL 120 mm</b>
Cassette	<b>FORCE XG 1270 D1</b>	Handlebar	<b>DEDA SUPERZERO RS / XS 400 mm / S 420 mm / M L 440 mm / XL 460</b>
Cassette Range	<b>10 - 33</b>	Sizes Available	<b>XS / S / M / L / XL</b>
Number of Speeds	<b>2 x 12</b>	Colors Available	<b>MIDNIGHT FLOW</b>
Brakes	<b>FORCE AXS D2</b>	Bicycle Weight (kg)	<b>7.7 (M)</b>
Disc Rotor size (mm)	<b>160 / 140</b>		



ROAD BIKE

**RCR PRO ULTEGRA DI2 PWR**

VAN RYSEL



Frame Material	<b>Carbon</b>	Complete Wheel set	<b>SHIMANO R8170 C36 HYPERGLIDE</b>
Frame Tyre Clearance (max tyre compatible)	<b>700 x 32</b>	Tires	<b>MICHELIN POWER CUP</b>
Crankset	<b>R8100 / XXS 165 mm / XS S 170 mm / M 172,5 mm / L XL 175 mm</b>	QR or axel type	<b>Thru Axle 12 mm 100 mm Thru Axle 12 mm 142 mm</b>
Size of Chainring	<b>52 - 36</b>	Tubeless ready?	<b>Yes</b>
Front derailleur	<b>R8150</b>	Saddle	<b>FIZIK ANTARES 140 mm</b>
Rear derailleur	<b>R8150</b>	Stem	<b>DEDA X VR Superbox / Evo Ti / XXS 70 mm / XS 80 mm / S 90 mm / M 100 mm / L 110 mm / XL 120 mm</b>
Cassette	<b>R8100</b>	Handlebar	<b>DEDA SUPERZERO RS / XXS XS 400 mm / S 420 mm / M L 440 mm / XL 460</b>
Cassette Range	<b>11 - 30</b>	Sizes Available	<b>XXS / XS / S / M / L / XL</b>
Number of Speeds	<b>2 x 12</b>	Colors Available	<b>CARBON RAW / BROWN (EOL W30) / GREEN</b>
Brakes	<b>R8170</b>	Bicycle Weight (kg)	<b>7.3 (M)</b>
Disc Rotor size (mm)	<b>160 / 140</b>		

ROAD BIKE

**RCR PRO RED POWER**

VAN RYSEL



Frame Material	<b>Carbon</b>	Complete Wheel set	<b>ZIPP 353 NSW</b>
Frame Tyre Clearance (max tyre compatible)	<b>700 x 32</b>	Tires	<b>CONTINENTAL GP5000 TR</b>
Crankset	<b>FC RED AXS PM E1 DUB / XXS XS 165 mm / S 170 mm / M 172,5 mm / L XL 175 mm</b>	QR or axel type	<b>Thru Axle 12 mm 100 mm Thru Axle 12 mm 142 mm</b>
Size of Chainring	<b>48 - 35</b>	Tubeless ready?	<b>Yes</b>
Front derailleur	<b>RED AXS</b>	Saddle	<b>FIZIK ARGO VENTO 140 mm</b>
Rear derailleur	<b>RED AXS</b>	Stem	<b>DEDA X VR Superbox / Evo Ti / XS 80 mm / S 90 mm / M 100 mm / L 110 mm / XL 120 mm</b>
Cassette	<b>RED AXS</b>	Handlebar	<b>DEDA VR COMBO / XXS XS 90-380 mm / S 90-400 mm / M 100-400 mm / L 110-400 mm / XL 120-400 mm</b>
Cassette Range	<b>10 - 33</b>	Sizes Available	<b>XXS / XS / S / M / L / XL</b>
Number of Speeds	<b>12</b>	Colors Available	<b>CARBON RAW SHINY</b>
Brakes	<b>RED AXS</b>	Bicycle Weight (kg)	<b>6.9 (M)</b>
Disc Rotor size (mm)	<b>160 / 140</b>		



ROAD BIKE

# RCR PRO DURA ACE DI2 PWR

VAN RYSEL



Frame Material	<b>Carbon</b>	Complete Wheel set	<b>SWISSIDE HADRON ULT 500</b>
Frame Tyre Clearance (max tyre compatible)	<b>700 x 32</b>	Tires	<b>CONTINENTAL GP5000 TR</b>
Crankset	<b>R9200 / XXS XS 165 mm / S 170 mm / M 172,5 mm / L XL 175 mm</b>	QR or axel type	<b>Thru Axle 12 mm 100 mm Thru Axle 12 mm 142 mm</b>
Size of Chainring	<b>52 - 36</b>	Tubeless ready?	<b>Yes</b>
Front derailleur	<b>R9250</b>	Saddle	<b>FIZIK ARGO VENTO 140 mm</b>
Rear derailleur	<b>R9250</b>	Stem	<b>DEDA X VR Superbox Evo Ti</b>
Cassette	<b>R9200</b>	Handlebar	<b>DEDA VR COMBO / XXS XS 90-380 mm / S 100-380 mm / M 100-400 mm / L 110-400 mm / XL 120-400 mm</b>
Cassette Range	<b>11 - 34</b>	Sizes Available	<b>XXS / XS / S / M / L / XL</b>
Number of Speeds	<b>12</b>	Colors Available	<b>REPLICA</b>
Brakes	<b>R9270</b>	Bicycle Weight (kg)	<b>7.1 (M)</b>
Disc Rotor size (mm)	<b>160 / 140</b>		





# BORN TO WIN

Introducing the jewel in Van Rysel's crown: its very first aero bike.

Developed in collaboration with ONERA (the French national aerospace research centre), the RCR is a bike that simply refuses to compromise. It's designed for one thing and one thing only: to win.

Whatever the route, whatever the gradient and whoever is riding it, be they amateur or pro, the RCR meets your every need and translates your efforts into pure energy. Put in the watts, and it'll propel you to the next level.

It comes in two carbon lay-ups – the RCR & RCR PRO – which strike the perfect balance between the three fundamentals of any high-performance bike:

## AERODYNAMICS, WEIGHT & STIFFNESS

## AERODYNAMICS WIND TUNNEL



We used computational fluid dynamics to model several potential profiles.

Drawing on ONERA's expertise, each profile was optimised with a single goal in mind: performance. To make the bike ruthlessly efficient, every inch of the frame was put through its paces in the wind tunnel to see how it stood up to the laws of physics.





## STIFFNESS LAY-UP

How the frame is constructed is one of the key determinants of a bike's behaviour. It's called the lay-up. By carefully selecting the right carbon fibres and orienting them just so, it's possible to influence the weight, stiffness and overall behaviour of the bike.

**The RCR comes in two different lay-ups to respond to the needs of every rider:**

## RCR

The RCR's premium lay-up has been designed to allow absolutely everyone to experience the superior power of the RCR and raise their game. We've selected high-modulus carbon fibres to help you save energy and harness the full force of your pedalling. This aero bike will carry you to performances you had never even dreamed of.

**The RCR brings out the very best of every competitor.**



## RCR PRO

As for the RCR PRO, it's the most radical version. The frame is made from even more high-end carbon fibres to enable top athletes to push themselves and their machine to the max.

**The RCR PRO is ready to take on the toughest races in the world.**





# DEDA x VAN RYSEL

Our quest for performance also led to us redesigning the cockpit. It has been developed alongside Deda, the world-renowned Italian components brand.

The RCR is equipped with specially designed Deda parts, including a Superbox Evo stem that has been made lighter yet still retains the stiffness we required. The Superzero RS handlebar is unique to this stem and offers a highly refined grip.

**The RCR's custom cockpit guarantees incredibly precise handling at all times.**





## ROAD BIKE FCR ULTEGRA DI2 PWR

VAN RYSEL



Frame Material	<b>Carbon</b>	Complete Wheel set	<b>MAVIC COSMIC SL 65</b>
Frame Tyre Clearance (max tyre compatible)	<b>700 x 28</b>	Tires	<b>HUTCHINSON FUSION 5</b>
Crankset	<b>R8100 / S 170 mm / M 172,5 mm / L XL 175 mm</b>	QR or axel type	<b>Thru Axle 12 mm</b>
Size of Chainring	<b>52 - 36</b>	Tubeless ready?	<b>Yes</b>
Front derailleur	<b>R8150</b>	Saddle	<b>FIZIK ANTARES</b>
Rear derailleur	<b>R8150</b>	Stem	<b>DEDA VINCI / S 90 mm / M 100 mm / L 110 mm / XL 120 mm</b>
Cassette	<b>R8100</b>	Handlebar	<b>DEDA VINCI CARBON / S 420 mm / M L XL 440 mm</b>
Cassette Range	<b>11 - 30</b>	Sizes Available	<b>S / M / L / XL</b>
Number of Speeds	<b>2 x 12</b>	Colors Available	<b>PURPLE / GREY</b>
Brakes	<b>R8170</b>	Bicycle Weight (kg)	<b>8.5 (M)</b>
Disc Rotor size (mm)	<b>160 / 140</b>		

## ROAD BIKE XCR RIVAL AXS PWR

VAN RYSEL



Frame Material	<b>Carbon</b>	Complete Wheel set	<b>SWISSIDE HADRON CLA 625</b>
Frame Tyre Clearance (max tyre compatible)	<b>NC</b>	Tires	<b>MICHELIN POWER CUP</b>
Crankset	<b>FC SRAM RIVAL D1 DUB PM / XS S 165 mm / M 170 mm / L XL 172,5 mm</b>	QR or axel type	<b>Thru Axle 12 mm</b>
Size of Chainring	<b>48 - 35</b>	Tubeless ready?	<b>Yes</b>
Front derailleur	<b>RIVAL ETAP AXS D1</b>	Saddle	<b>FIZIK AERIS LD R3 135 mm</b>
Rear derailleur	<b>RIVAL ETAP AXS D1 MAX 36T</b>	Stem	<b>NC</b>
Cassette	<b>RIVAL XG 1250 D1</b>	Handlebar	<b>VR CARBON BASE BAR / VR CARBON TRIATHLON / PLATE / VR CARBON AEROBARS</b>
Cassette Range	<b>10 - 30</b>	Sizes Available	<b>XS / S / M / L / XL</b>
Number of Speeds	<b>2 x 12</b>	Colors Available	<b>GREY</b>
Brakes	<b>SRAM S900</b>	Bicycle Weight (kg)	<b>NC</b>
Disc Rotor size (mm)	<b>160 / 140</b>		



## ROAD BIKE XCR ULTEGRA DI2 UCI

VAN RYSEL



NO IMAGE AVAILABLE YET

Frame Material	<b>Carbon</b>	Complete Wheel set	<b>SWISSIDE HADRON ULT 800</b>
Frame Tyre Clearance (max tyre compatible)	<b>NC</b>	Tires	<b>MICHELIN POWER CUP</b>
Crankset	<b>R8100 / XS S 165 mm / M 170 mm / L XL 172,5 mm</b>	QR or axel type	<b>Thru Axle 12 mm</b>
Size of Chainring	<b>52 - 36</b>	Tubeless ready?	<b>Yes</b>
Front derailleur	<b>R8150</b>	Saddle	<b>FIZIK AERIS LD R3 135 mm</b>
Rear derailleur	<b>R8150</b>	Stem	<b>NC</b>
Cassette	<b>R8100</b>	Handlebar	<b>VR CARBON BASE BAR / VR CARBON UCI PLATE / DEDA JET AEROBARS</b>
Cassette Range	<b>11 - 30</b>	Sizes Available	<b>XS / S / M / L / XL</b>
Number of Speeds	<b>2 x 12</b>	Colors Available	<b>CARBON RAW</b>
Brakes	<b>R9180</b>	Bicycle Weight (kg)	<b>NC</b>
Disc Rotor size (mm)	<b>160 / 140</b>		

## ROAD BIKE XCR ULTEGRA DI2 TRI

VAN RYSEL



NO IMAGE AVAILABLE YET

Frame Material	<b>Carbon</b>	Complete Wheel set	<b>SWISSIDE HADRON ULT 800</b>
Frame Tyre Clearance (max tyre compatible)	<b>NC</b>	Tires	<b>MICHELIN POWER CUP</b>
Crankset	<b>R8100 / XS S 165 mm / M 170 mm / L XL 172,5 mm</b>	QR or axel type	<b>Thru Axle 12 mm</b>
Size of Chainring	<b>52 - 36</b>	Tubeless ready?	<b>Yes</b>
Front derailleur	<b>R8150</b>	Saddle	<b>FIZIK AERIS LD R3 135 mm</b>
Rear derailleur	<b>R8150</b>	Stem	<b>NC</b>
Cassette	<b>R8100</b>	Handlebar	<b>VR CARBON BASE BAR / VR CARBON TRIATHLON / PLATE / VR CARBON AEROBARS</b>
Cassette Range	<b>11 - 30</b>	Sizes Available	<b>XS / S / M / L / XL</b>
Number of Speeds	<b>2 x 12</b>	Colors Available	<b>CARBON RAW / WHITE</b>
Brakes	<b>R9180</b>	Bicycle Weight (kg)	<b>NC</b>
Disc Rotor size (mm)	<b>160 / 140</b>		




# CYCLO X BIKE RCX 2 GRX 12S

VAN RYSEL



Frame Material	<b>Carbon</b>	Complete Wheel set	<b>FULCRUM RAPID RED 900</b>
Frame Tyre Clearance (max tyre compatible)	<b>700 x 35</b>	Tires	<b>VITTORIA TERRENO MIX 33</b>
Crankset	<b>GRX RX610 / XS 165 mm / S 170 mm / M 172,5 mm / L XL 175 mm</b>	QR or axel type	<b>Thru Axle 12 mm</b>
Size of Chainring	<b>40</b>	Tubeless ready?	<b>Yes</b>
Front derailleur	<b>None</b>	Saddle	<b>VR</b>
Rear derailleur	<b>GRX RX820</b>	Stem	<b>Aluminium oversize / XS 70 mm / S 80 mm / M 90 mm / L 100 mm / XL 110 mm</b>
Cassette	<b>R7101</b>	Handlebar	<b>Aluminium oversize ERGO / XS S 400 mm / M L XL 420 mm</b>
Cassette Range	<b>11 - 34</b>	Sizes Available	<b>XS / S / M / L / XL</b>
Number of Speeds	<b>1 x 12</b>	Colors Available	<b>LIGHT BLUE</b>
Brakes	<b>GRX RX610</b>	Bicycle Weight (kg)	<b>NC</b>
Disc Rotor size (mm)	<b>160</b>		



## CYCLO X BIKE RCX 2 APEX AXS

VAN RYSEL



Frame Material	<b>Carbon</b>	Complete Wheel set	<b>FULCRUM RAPID RED 900</b>
Frame Tyre Clearance (max tyre compatible)	<b>700 x 35</b>	Tires	<b>VITTORIA TERRENO MIX 33</b>
Crankset	<b>FC SRAM APEX D1 / XS 165 mm / S 170 mm / M 172,5 mm / L XL 175 mm</b>	QR or axel type	<b>Thru Axle 12 mm</b>
Size of Chainring	<b>40</b>	Tubeless ready?	<b>Yes</b>
Front derailleur	<b>None</b>	Saddle	<b>VR</b>
Rear derailleur	<b>SRAM APEX AXS</b>	Stem	<b>Aluminium oversize / XS 70 mm / S 80 mm / M 90 mm / L 100 mm / XL 110 mm</b>
Cassette	<b>XG 1250 D1</b>	Handlebar	<b>Aluminium oversize ERGO / XS S 400 mm / M L XL 420 mm</b>
Cassette Range	<b>10 - 36</b>	Sizes Available	<b>XS / S / M / L / XL</b>
Number of Speeds	<b>1 x 12</b>	Colors Available	<b>GREY</b>
Brakes	<b>SRAM APEX AXS</b>	Bicycle Weight (kg)	<b>NC</b>
Disc Rotor size (mm)	<b>160</b>		

## CYCLO X BIKE RCX 2 FORCE AXS

VAN RYSEL



Frame Material	<b>Carbon</b>	Complete Wheel set	<b>REYNOLDS AR41</b>
Frame Tyre Clearance (max tyre compatible)	<b>700 x 35</b>	Tires	<b>VITTORIA TERRENO MIX 33</b>
Crankset	<b>FC SRAM FORCE D1 / XS 165 mm / S 170 mm / M 172,5 mm / L XL 175 mm</b>	QR or axel type	<b>Thru Axle 12 mm</b>
Size of Chainring	<b>40</b>	Tubeless ready?	<b>Yes</b>
Front derailleur	<b>None</b>	Saddle	<b>FIZIK ANTARES R5</b>
Rear derailleur	<b>SRAM FORCE AXS D2</b>	Stem	<b>DEDA ZERO 2 / XS 70 mm / S 80 mm / M 90 mm / L 100 mm / XL 110 mm</b>
Cassette	<b>FORCE XG 1270 D1</b>	Handlebar	<b>DEDA ZERO 2 / XS S 420 mm / M L XL 440 mm</b>
Cassette Range	<b>10 - 33</b>	Sizes Available	<b>XS / S / M / L / XL</b>
Number of Speeds	<b>1 x 12</b>	Colors Available	<b>PURPLE</b>
Brakes	<b>SRAM FORCE AXS</b>	Bicycle Weight (kg)	<b>NC</b>
Disc Rotor size (mm)	<b>160</b>		





# GRAVEL BIKES





## ROAD & GRAVEL BIKE

# RC100



Frame Material	<b>Aluminium 6061</b>	Brakes	<b>PROMAX RC 482</b>
Frame Tyre Clearance (max tyre compatible)	<b>700 x 32</b>	Rims (intenal w & depth & material)	<b>23 mm deep   15 mm internal width   20 mm external width   28 spokes   Tube Type   Rim brake   Aluminium</b>
Rigid Fork Material	<b>Steel</b>	Front tire	<b>BTwin Hybrid 700x32 Tube Type</b>
Rigid Fork <i>//accessories compatibility (Racks,Carriers, bottle Cage...)</i>	<b>Mudguards</b>	Tubeless ready?	<b>No</b>
Number of Speeds	<b>7</b>	Stem	<b>B'TWIN aluminium S 90 mm M 100 mm L XL 110 mm</b>
Size of Chainring	<b>44 T</b>	Handlebar	<b>Aluminium 6061 T6 25.4 mm XS S M L XL 420 mm</b>
Rear derailleur	<b>SHIMANO Tourney</b>	Sizes Available	<b>XS / S / M / L / XL</b>
Shifters	<b>SHIMANO A050 7 speed</b>	Colors Available	<b>GREY</b>
Cassette Range	<b>12 - 28</b>	Bicycle Weight (kg)	<b>11.3</b>

## ROAD & GRAVEL BIKE

# GRVL 120



Frame Material	<b>Aluminium 6061</b>	Brakes	<b>PROMAX DSK330R</b>
Frame Tyre Clearance (max tyre compatible)	<b>700 x 35</b>	Rims (intenal w & depth & material)	<b>19 mm deep   23 mm internal width   28 mm external width   28 spokes   Tubeless Ready (rim tape included)   6 hole disk   Aluminium</b>
Rigid Fork Material	<b>Carbon / Alu</b>	Front tire	<b>Hutchinson Override 700 x 35 mm Tubeless Ready</b>
Rigid Fork <i>//accessories compatibility (Racks,Carriers, bottle Cage...)</i>	<b>Mudguards</b>	Tubeless ready?	<b>Yes</b>
Number of Speeds	<b>10</b>	Stem	<b>Aluminium 6061 T6 7°/-7° / XS S 70 mm / M 90 mm / L 100 mm / XL 110 mm</b>
Size of Chainring	<b>38 T</b>	Handlebar	<b>Btwin Gravel / Aluminium 6061 T6 31.8 mm / Flare 16° / Reach 70 &amp; Drop 130 / XS S 420 mm / M L 440 mm / XL 460 mm</b>
Rear derailleur	<b>MICROSHIFT M665 w/ «Clutch»</b>	Sizes Available	<b>XS / S / M / L / XL</b>
Shifters	<b>Microshfit XLE 1 x 10</b>	Colors Available	<b>KAKI</b>
Cassette Range	<b>11 - 42</b>	Bicycle Weight (kg)	<b>10.9</b>



## ROAD & GRAVEL BIKE

# GRVL 120 W



Frame Material	<b>Aluminium 6061</b>	Brakes	<b>PROMAX DSK330R</b>
Frame Tyre Clearance (max tyre compatible)	<b>700 x 35</b>	Rims (intenal w & depth & material)	<b>19 mm deep   23 mm internal width   28 mm external width   28 spokes   Tubeless Ready (rim tape included)   6 hole disk   Aluminium</b>
Rigid Fork Material	<b>Carbon / Alu</b>	Front tire	<b>Hutchinson Override 700 x 35 mm Tubeless Ready</b>
Rigid Fork <i>//accessories compatibility (Racks,Carriers, bottle Cage...)</i>	<b>Mudguards</b>	Tubeless ready?	<b>Yes</b>
Number of Speeds	<b>10</b>	Stem	<b>Aluminium 6061 T6 7°/-7° / XS S 70 mm / M 90 mm / L 100 mm / XL 110 mm</b>
Size of Chainring	<b>38 T</b>	Handlebar	<b>Btwin Gravel / Aluminium 6061 T6 31.8 mm / Flare 16° / Reach 70 &amp; Drop 130 / XS S 400 mm / M L 420 mm</b>
Rear derailleur	<b>MICROSHIFT M665 w/ «Clutch»</b>	Sizes Available	<b>XS / S / M / L / XL</b>
Shifters	<b>Microshfit XLE 1 x 10</b>	Colors Available	<b>BLUE</b>
Cassette Range	<b>11 - 42</b>	Bicycle Weight (kg)	<b>10.9</b>

## ROAD & GRAVEL BIKE

# GRVL 520 Sub Compact



Frame Material	<b>Aluminium 6061</b>	Brakes	<b>TRP Hy/RD</b>
Frame Tyre Clearance (max tyre compatible)	<b>700 x 42 650 x 47</b>	Rims (intenal w & depth & material)	<b>19 mm deep   23 mm internal width   28 mm external width   28 spokes   Tubeless Ready (rim tape included)   Sealed Bearings   6 hole disk   Aluminium   Galvanized Steel spokes</b>
Rigid Fork Material	<b>Carbon / Alu</b>	Front tire	<b>Hutchinson Touareg 700 x 40 Tubeless Ready</b>
Rigid Fork <i>//accessories compatibility (Racks,Carriers, bottle Cage...)</i>	<b>Mudguards Bottle Cage</b>	Tubeless ready?	<b>Yes</b>
Crankset	<b>PRAXIS ALBA M30 XS S 170 mm M 172.5 mm L XL 175 mm</b>	Stem	<b>Aluminium 6061 T6 7°/- 7° / XS 60 mm / S 70 mm / M 80 mm / L 90 mm / XL 100 mm</b>
Size of Chainring	<b>48 - 32 T</b>	Handlebar	<b>Btwin Gravel / Aluminium 6061 T6 31.8 mm / Flare 16° / Reach 70 &amp; Drop 130 / XS S 420 mm / M L 440 mm / XL 460 mm</b>
Rear derailleur	<b>Shimano 105 R7000 GS</b>	Sizes Available	<b>XS / S / M / L / XL</b>
Shifters	<b>Shimano 105 R7000</b>	Colors Available	<b>BORDEAUX</b>
Cassette Range	<b>11 - 34</b>	Bicycle Weight (kg)	<b>10.7</b>
Number of Speeds	<b>2 x 11</b>		

## ROAD & GRAVEL BIKE

# GRVL 520 Sub Compact W



Frame Material	<b>Aluminium 6061</b>	Brakes	<b>TRP Hy/RD</b>
Frame Tyre Clearance (max tyre compatible)	<b>700 x 42 650 x 47</b>	Rims (intenal w & depth & material)	<b>19 mm deep   23 mm internal width   28 mm external width   28 spokes   Tubeless Ready (rim tape included)   Sealed Bearings   6 hole disk   Aluminium   Galvanized Steel spokes</b>
Rigid Fork Material	<b>Carbon / Alu</b>	Front tire	<b>Hutchinson Touareg 700 x 40 Tubeless Ready</b>
Rigid Fork <small>//accessories compatibility (Racks,Carriers, bottle Cage...)</small>	<b>Mudguards Bottle Cage</b>	Tubeless ready?	<b>Yes</b>
Crankset	<b>PRAXIS ALBA M30 XS S 170 mm M 172.5 mm L XL 175 mm</b>	Stem	<b>Aluminium 6061 T6 / 7°/-7° / XS 60 mm / S 60 mm / M 70 mm / L 80 mm</b>
Size of Chainring	<b>48 - 32 T</b>	Handlebar	<b>Btwin Gravel / Aluminium 6061 T6 31.8 mm / Flare 16° / Reach 70 &amp; Drop 130 / XS S 400 mm / M L 420 mm</b>
Rear derailleur	<b>Shimano 105 R7000 GS</b>	Sizes Available	<b>XS / S / M / L</b>
Shifters	<b>Shimano 105 R7000</b>	Colors Available	<b>BORDEAUX</b>
Cassette Range	<b>11 - 34</b>	Bicycle Weight (kg)	<b>10.7</b>
Number of Speeds	<b>2 x 11</b>		

## ROAD & GRAVEL BIKE

# GRVL 520 1x11



Frame Material	<b>Aluminium 6061</b>	Brakes	<b>TRP Hy/RD</b>
Frame Tyre Clearance (max tyre compatible)	<b>700 x 42 650 x 47</b>	Rims (intenal w & depth & material)	<b>19 mm deep   23 mm internal width   28 mm external width   28 spokes   Tubeless Ready (rim tape included)   Sealed Bearings   6 hole disk   Aluminium   Galvanized Steel spokes</b>
Rigid Fork Material	<b>Carbon / Alu</b>	Front tire	<b>Hutchinson Touareg 650 x 47 Tubeless Ready</b>
Rigid Fork <small>//accessories compatibility (Racks,Carriers, bottle Cage...)</small>	<b>Mudguards Bottle Cage</b>	Tubeless ready?	<b>Yes</b>
Crankset	<b>SRAM APEX 1 24mm XSYNC / XS S 170 mm / M 172,5 mm / L XL 175 mm</b>	Stem	<b>Aluminium 6061 T6 / 7°/-7° / XS 60 mm / S 70 mm / M 80 mm / L 90 mm / XL 100 mm</b>
Size of Chainring	<b>40 T</b>	Handlebar	<b>Btwin Gravel / Aluminium 6061 T6 31.8 mm / Flare 16° / Reach 70 &amp; Drop 130 / XS S 420 mm / M L 440 mm / XL 460 mm</b>
Rear derailleur	<b>SRAM APEX 1 Long cage</b>	Sizes Available	<b>XS / S / M / L / XL</b>
Shifters	<b>SRAM Apex 1 x 11</b>	Colors Available	<b>GREY</b>
Cassette Range	<b>11 - 42</b>	Bicycle Weight (kg)	<b>10.9</b>
Number of Speeds	<b>1 x 11</b>		



## ROAD & GRAVEL BIKE

# GRVL 520 1x11 W



Frame Material	<b>Aluminium 6061</b>	Brakes	<b>TRP Hy/RD</b>
Frame Tyre Clearance (max tyre compatible)	<b>700 x 42 650 x 47</b>	Rims (intenal w & depth & material)	<b>19 mm deep   23 mm internal width   28 mm external width   28 spokes   Tubeless Ready (rim tape included)   Sealed Bearings   6 hole disk   Aluminium   Galvanized Steel spokes</b>
Rigid Fork Material	<b>Carbon w/ Aluminium Steerer</b>	Front tire	<b>Hutchinson Touareg 650 x 47 Tubeless Ready</b>
Rigid Fork <small>//accessories compatibility (Racks,Carriers, bottle Cage...)</small>	<b>Mudguards Bottle Cage</b>	Tubeless ready?	<b>Yes</b>
Crankset	<b>SRAM APEX 1 24mm XSYNC / XS S 170 mm / M 172,5 mm / L XL 175 mm</b>	Stem	<b>Aluminium 6061 T6 / 7°/-7° / XS 60 mm / S 60 mm / M 70 mm / L 80 mm</b>
Size of Chainring	<b>40 T</b>	Handlebar	<b>Btwin Gravel / Aluminium 6061 T6 31.8 mm / Flare 16° / Reach 70 &amp; Drop 130 / XS S 400 mm / M L 420 mm</b>
Rear derailleur	<b>SRAM APEX 1 Long cage</b>	Sizes Available	<b>XS / S / M / L</b>
Shifters	<b>SRAM Apex 1 x 11</b>	Colors Available	<b>BORDEAUX</b>
Cassette Range	<b>11 - 42</b>	Bicycle Weight (kg)	<b>10.9</b>
Number of Speeds	<b>1 x 11</b>		

## ROAD & GRAVEL BIKE

# RC520 Gravel Khaki



Frame Material	<b>Aluminium 6061</b>	Brakes	<b>TRP Hy/RD</b>
Frame Tyre Clearance (max tyre compatible)	<b>700 x 35</b>	Rims (intenal w & depth & material)	<b>25 mm deep   19 mm internal width   26 mm external width   28 spokes   Tubeless Ready (rim tape included)   Sealed Bearings   6 hole disk   Aluminium   Galvanized Steel spokes</b>
Rigid Fork Material	<b>Carbon w/ Aluminium Steerer</b>	Front tire	<b>Hutchinson Override 700 x 35 mm Tubeless Ready</b>
Rigid Fork <small>//accessories compatibility (Racks,Carriers, bottle Cage...)</small>	<b>Mudguards Bottle Cage</b>	Tubeless ready?	<b>Yes</b>
Crankset	<b>Shimano RS510 XS S 170 mm M 172.5 mm L XL 175 mm</b>	Stem	<b>Aluminium 6061 T6 / 7°/-7° / XS 60 mm / S 70 mm / M 80 mm / L 90 mm / XL 100 mm</b>
Size of Chainring	<b>50 - 34 T</b>	Handlebar	<b>Btwin Gravel / Aluminium 6061 T6 31.8 mm / Flare 16° / Reach 70 &amp; Drop 130 / XS S 420 mm / M L 440 mm / XL 460 mm</b>
Rear derailleur	<b>Shimano 105 R7000 GS</b>	Sizes Available	<b>XS / S / M / L / XL</b>
Shifters	<b>Shimano 105 R7000</b>	Colors Available	<b>KHAKI</b>
Cassette Range	<b>11 - 32</b>	Bicycle Weight (kg)	<b>10.4 (M without pedals)</b>
Number of Speeds	<b>11</b>		



# GRAVEL BIKE

## GRVL 900 Ti

VAN RYSEL



Frame Material	<b>3AL 2.5V titanium</b>	Rims (intenal w & depth & material)	<b>22c</b>
Frame Tyre Clearance (max tyre compatible)	<b>700 x 45</b>	Hubs front/rear	<b>Thru Axle 12 mm 100 mm   Thru Axle 12 mm 142 mm</b>
Rigid Fork Material	<b>Carbon</b>	Tires	<b>Hutchinson Touareg 700x40</b>
Rigid Fork Tyre Clearance (max tyre compatible)	<b>700 x 45</b>	QR or axel type	<b>Thru Axle</b>
Number of Speeds	<b>11</b>	Stem	<b>Aluminium 6061 T6 7°/- 7° / XS 60 mm / S 70 mm / M 80 mm / L 90 mm / XL 100 mm</b>
Crankset	<b>Shimano GRX 600</b>	Handlebar	<b>Aluminium 6061 T6 31.8 mm / Flare 16° / XS 400 mm / S 420 mm / M L 440 mm / XLXXL 460 mm Reach 70 &amp; Drop 130</b>
Size of Chainring	<b>40T</b>	Sizes Available	<b>XS / S / M / L / XL</b>
Rear derailleur	<b>Shimano RD 812</b>	Colors Available	<b>RAW TITANIUM</b>
Cassette Range	<b>11 / 13 / 15 / 17 / 19 / 22 / 25 / 28 / 32 / 36 / 42</b>	Bicycle Weight (kg)	<b>9.99</b>
Brakes	<b>Shimano GRX 400</b>		





# GRAVEL RACING BIKE

## GCR RIVAL AXS

VAN RYSEL



Frame Material	<b>Carbon</b>	Complete Wheel set	<b>FULCRUM RAPID RED 900</b>
Frame Tyre Clearance (max tyre compatible)	<b>700 x 42</b>	Front tire	<b>HUTCHINSON TOUAREG 40</b>
Crankset	<b>FC SRAM RIVAL D1 DUB / WIDE / S 170 mm / M 172,5 mm / L XL 175 mm</b>	QR or axel type	<b>Thru Axle 12 mm</b>
Size of Chainring	<b>38</b>	Tubeless ready?	<b>Yes</b>
Front derailleur	<b>None</b>	Saddle	<b>FIZIKTERRAARGO X5 150mm</b>
Rear derailleur	<b>SRAM RIVAL XPLR AXS D1</b>	Stem	<b>Aluminium oversize / S 80 mm / M 90 mm / L 100 mm / XL 110 mm</b>
Cassette	<b>XG 1251 D1 XPLR</b>	Handlebar	<b>Aluminium oversize ERGO / S 400 mm / M L 420 mm / XL 440 mm</b>
Cassette Range	<b>10 - 44</b>	Sizes Available	<b>S / M / L / XL</b>
Number of Speeds	<b>12</b>	Colors Available	<b>KHAKI GREEN</b>
Brakes	<b>SRAM RIVAL AXS</b>	Bicycle Weight (kg)	<b>8.9</b>
Disc Rotor size (mm)	<b>160</b>		



# GRAVEL RACING BIKE

## GCR FORCE AXS

VAN RYSEL



Frame Material	<b>Carbon</b>	Complete Wheel set	<b>REYNOLDS ATR 700 XDR CARBON</b>
Frame Tyre Clearance (max tyre compatible)	<b>700 x 42</b>	Front tire	<b>HUTCHINSON TOUAREG 40</b>
Crankset	<b>FC SRAM FORCE AXS D2 / DUB / S 170 mm / M 172,5 mm / L XL 175 mm</b>	QR or axel type	<b>Thru Axle 12 mm</b>
Size of Chainring	<b>40</b>	Tubeless ready?	<b>Yes</b>
Front derailleur	<b>None</b>	Saddle	<b>FIZIK TERRA ARGO X5 150mm</b>
Rear derailleur	<b>SRAM FORCE XPLR AXS D1</b>	Stem	<b>Aluminium oversize / S 80 mm / M 90 mm / L 100 mm / XL 110 mm</b>
Cassette	<b>XG 1271 D1 XPLR</b>	Handlebar	<b>Aluminium oversize ERGO / S 400 mm / M L 420 mm / XL 440 mm</b>
Cassette Range	<b>10 - 44</b>	Sizes Available	<b>S / M / L / XL</b>
Number of Speeds	<b>12</b>	Colors Available	<b>KHAKI</b>
Brakes	<b>SRAM FORCE AXS</b>	Bicycle Weight (kg)	<b>8.25</b>
Disc Rotor size (mm)	<b>160</b>		





# GRAVEL E-BIKE E-GRVL AF HD X35

VAN RYSEL



Frame Material	<b>Aluminium 6061</b>	Cassette Range	<b>11 / 13 / 15 / 17 / 19 / 22 / 25 / 28 / 32 / 36 / 42</b>
Frame Tyre Clearance (max tyre compatible)	-	Number of Speeds	<b>11</b>
Frame// accessories compatibility (Racks, Carriers, MG, KickStands...)	<b>Racks, mudguards</b>	Integrated Light Set	<b>Front: Axa Lighthammer 60lux / Rear: Axa LS 651 cob line</b>
Motor location	<b>Rear Hub</b>	Rims (intemat w & depth & material)	<b>25C asymmetric Aluminium</b>
Motor Model	<b>Mahle X35</b>	Torque (Nm)	<b>40</b>
Hubs front/rear	<b>Front thru axle boost 12x110 mm/ Rear Mahle X35 Hub motor</b>	Front tire	<b>Hutchinson Touareg Hardskin Tubeless Ready 45mm</b>
Handlebar	<b>Aluminium 6061 T6 / 31.8 mm / Flare 16° / XS S 420 mm / M L 440 mm / XL XXL 460 mm / Reach 70 &amp; Drop 130</b>	Stem	<b>Aluminium 6061 T6 8° / XS 60 mm / S 70 mm / M 80 mm / L 90 mm / XL XXL 100 mm</b>
Battery size (Wh)	<b>250</b>	Power (W)	<b>250</b>
Rigid Fork Material	<b>Carbon</b>	Brakes	<b>Sram Apex 1</b>
Rigid Fork Tyre Clearance (max tyre compatible)	<b>700 x 50</b>	Sizes Available	<b>XS / S / M / L / XL / XXL</b>
Crankset	<b>Sram Apex 1 1*11</b>	Colors Available	<b>DKT-K20B / GREY</b>
Size of Chainring	<b>40T</b>	Bicycle Weight (kg)	<b>14</b>
Rear derailleur	<b>Sram Apex 1</b>		



## GRAVEL E-BIKE E-GRVL AF MD

VAN RYSEL



NO IMAGE AVAILABLE YET

Frame Material	<b>Aluminium 6061</b>	Cassette Range	<b>11 / 12 / 13 / 15 / 17 / 19 / 21 / 24 / 28 / 32 / 38 / 44</b>
Frame Tyre Clearance (max tyre compatible)	<b>700 x 50</b>	Number of Speeds	<b>12</b>
Frame// accessories compatibility (Racks,Carriers, MG, KickStands...)	<b>Racks, mudguards</b>	Integrated Light Set	<b>Front: Axa Lighthammer 60lux / Rear: Axa LS 651 cob line</b>
Motor location	<b>Mid motor</b>	Rims (intemat w & depth & material)	<b>DT Swiss HG 1800 Spline, 24 mm internal width, 25 mm height</b>
Motor Model	<b>Brose Drive Tmag</b>	Torque (Nm)	<b>70</b>
Hubs front/rear	<b>Front thru axle boost 12x110 mm/ Rear thru axle boost 12x148 m</b>	Front tire	<b>Michelin Power Gravel Tanwall Tubeless Ready 47mm</b>
Handlebar	<b>Aluminium 6061 T6 / 31.8 mm / Flare 16° / XS S 420 mm / M L 440 mm / XL XXL 460 mm / Reach 70 &amp; Drop 130</b>	Stem	<b>Aluminium 6061 T6 8° / XS 60 mm / S 70 mm / M 80 mm / L 90 mm / XL XXL100 mm</b>
Battery size (Wh)	<b>500</b>	Power (W)	<b>250</b>
Rigid Fork Material	<b>Carbon</b>	Brakes	<b>Sram Apex</b>
Rigid Fork Tyre Clearance (max tyre compatible)	<b>700 x 50</b>	Sizes Available	<b>XS / S / M / L / XL</b>
Crankset	<b>Miranda</b>	Colors Available	<b>BROWN</b>
Size of Chainring	<b>42T</b>	Bicycle Weight (kg)	<b>18</b>
Rear derailleur	<b>Sram Apex</b>		

## GRAVEL E-BIKE E-EDR AF 105 11S

VAN RYSEL



NO IMAGE AVAILABLE YET

Frame Material	<b>Aluminium 6061</b>	Cassette Range	<b>11 / 12 / 13 / 14 / 15 / 17 / 19 / 21 / 24 / 28 / 32</b>
Frame Tyre Clearance (max tyre compatible)	<b>700 x 35</b>	Number of Speeds	<b>11</b>
Frame// accessories compatibility (Racks,Carriers, MG, KickStands...)	<b>Racks, mudguards</b>	Integrated Light Set	<b>No</b>
Motor location	<b>Rear Hub</b>	Rims (intemat w & depth & material)	<b>19C Aluminium, 25 mm deep</b>
Motor Model	<b>Mahle X35</b>	Torque (Nm)	<b>40</b>
Hubs front/rear	<b>Front thru axle 12x100 mm/ Rear Mahle X35 Hub motor</b>	Front tire	<b>Decathlon skinwall tubeless ready 32 mm</b>
Handlebar	<b>Aluminium 6061 T6 / 31.8 mm / XS S 400 mm / M L 420 mm / XL 440 mm / Reach 74 &amp; Drop 116</b>	Stem	<b>Aluminium 6061 T6 / XS 60 mm / S 70 mm / M 80 mm / L 90 mm / XL XXL 100 mm</b>
Battery size (Wh)	<b>250</b>	Power (W)	<b>250</b>
Rigid Fork Material	<b>Carbon</b>	Brakes	<b>Shimano 105 BR-R7070</b>
Rigid Fork Tyre Clearance (max tyre compatible)	<b>700 x 35</b>	Sizes Available	<b>XS / S / M / L / XL</b>
Crankset	<b>Shimano FC SH RS510</b>	Colors Available	<b>DKTF09B BORDEAUX / DKTL16A GREY</b>
Size of Chainring	<b>50 - 34</b>	Bicycle Weight (kg)	<b>14</b>
Rear derailleur	<b>Shimano RD-R7000, 105</b>		



# GRAVEL E-BIKE E-EDR AF 105 DI2 12S

VAN RYSEL



Frame Material	<b>Aluminium 6061</b>	Cassette Range	<b>11 / 12 / 13 / 14 / 15 / 17 / 19 / 21 / 24 / 27 / 30 / 34T</b>
Frame Tyre Clearance (max tyre compatible)	<b>700 x 35</b>	Number of Speeds	<b>12</b>
Frame// accessories compatibility (Racks, Carriers, MG, KickStands...)	<b>Racks, mudguards</b>	Integrated Light Set	<b>No</b>
Motor location	<b>Rear Hub</b>	Rims (intemat w & depth & material)	<b>19C Aluminium, 25 mm deep</b>
Motor Model	<b>Mahle X35</b>	Torque (Nm)	<b>40</b>
Hubs front/rear	<b>Front thru axle 12x100 mm/ Rear Mahle X35 Hub motor</b>	Front tire	<b>Decathlon skinwall tubeless ready 32 mm</b>
Handlebar	<b>Aluminium 6061 T6 / 31.8 mm / XS S 400 mm / M L 420 mm / XL 440 mm / Reach 74 &amp; Drop 116</b>	Stem	<b>Aluminium 6061 T6 / XS 80 mm / S 90 mm / M 100 mm / L 110 mm / XL 120 mm</b>
Battery size (Wh)	<b>250</b>	Power (W)	<b>250</b>
Rigid Fork Material	<b>Carbon</b>	Brakes	<b>Shimano 105 BR-7170</b>
Rigid Fork Tyre Clearance (max tyre compatible)	<b>700 x 35</b>	Sizes Available	<b>XS / S / M / L / XL</b>
Crankset	<b>Shimano FC R7100</b>	Colors Available	<b>DKTF09B BORDEAUX / DKTL16A GREY</b>
Size of Chainring	<b>50 - 34</b>	Bicycle Weight (kg)	<b>13.7</b>
Rear derailleur	<b>Shimano RD-R7150, 105 Di2</b>		

# GRAVEL E-BIKE E-EDR AF APEX AXS 12S

VAN RYSEL



Frame Material	<b>Aluminium 6061</b>	Cassette Range	<b>11 / 12 / 13 / 15 / 17 / 19 / 21 / 24 / 28 / 32 / 38 / 44</b>
Frame Tyre Clearance (max tyre compatible)	<b>700 x 35</b>	Number of Speeds	<b>12</b>
Frame// accessories compatibility (Racks, Carriers, MG, KickStands...)	<b>Racks, mudguards</b>	Integrated Light Set	<b>No</b>
Motor location	<b>Rear Hub</b>	Rims (intemat w & depth & material)	<b>19C Aluminium, 25 mm deep</b>
Motor Model	<b>Mahle X35</b>	Torque (Nm)	<b>40</b>
Hubs front/rear	<b>Front thru axle 12x100 mm/ Rear Mahle X35 Hub motor</b>	Front tire	<b>Decathlon skinwall tubeless ready 32 mm</b>
Handlebar	<b>Aluminium 6061 T6 / 31.8 mm / XS S 400 mm / M L 420 mm / XL 440 mm / Reach 74 &amp; Drop 116</b>	Stem	<b>Aluminium 6061 T6 / XS 80 mm / S 90 mm / M 100 mm / L 110 mm / XL 120 mm</b>
Battery size (Wh)	<b>250</b>	Power (W)	<b>250</b>
Rigid Fork Material	<b>Carbon</b>	Brakes	<b>Sram Apex</b>
Rigid Fork Tyre Clearance (max tyre compatible)	<b>700 x 35</b>	Sizes Available	<b>XS / S / M / L / XL</b>
Crankset	<b>SRAM APEX Wide 12s D1</b>	Colors Available	<b>DKTF09B BORDEAUX / DKTL16A GREY</b>
Size of Chainring	<b>42T</b>	Bicycle Weight (kg)	<b>13.5</b>
Rear derailleur	<b>Apex XPLR AXS D1</b>		

## GRAVEL E-BIKE E-EDR AF 105 12S

VAN RYSEL



Frame Material	<b>Aluminium 6061</b>	Cassette Range	<b>11 / 12 / 13 / 14 / 15 / 17 / 19 / 21 / 24 / 27 / 30 / 34T</b>
Frame Tyre Clearance (max tyre compatible)	<b>700 x 35</b>	Number of Speeds	<b>12</b>
Frame// accessories compatibility (Racks, Carriers, MG, KickStands...)	<b>Racks, mudguards</b>	Integrated Light Set	<b>No</b>
Motor location	<b>Rear Hub</b>	Rims (intemat w & depth & material)	<b>19C Aluminium, 25 mm deep</b>
Motor Model	<b>Mahle X35</b>	Torque (Nm)	<b>40</b>
Hubs front/rear	<b>Front thru axle 12x100 mm / Rear Mahle X35 Hub motor</b>	Front tire	<b>Decathlon skinwall tubeless ready 32 mm</b>
Handlebar	<b>Aluminium 6061 T6 / 31.8 mm / XS S 400 mm / M L 420 mm / XL 440 mm / Reach 74 &amp; Drop 116</b>	Stem	<b>Aluminium 6061 T6 / XS 80 mm / S 90 mm / M 100 mm / L 110 mm / XL 120 mm</b>
Battery size (Wh)	<b>250</b>	Power (W)	<b>250</b>
Rigid Fork Material	<b>Carbon</b>	Brakes	<b>Shimano 105 BR-R7170</b>
Rigid Fork Tyre Clearance (max tyre compatible)	<b>700 x 35</b>	Sizes Available	<b>XS / S / M / L / XL</b>
Crankset	<b>Shimano FC R7100</b>	Colors Available	<b>DKTF09B BORDEAUX / DKTL16A GREY</b>
Size of Chainring	<b>50 - 34</b>	Bicycle Weight (kg)	<b>13.7</b>
Rear derailleur	<b>Shimano RD-R7100</b>		

## GRAVEL E-BIKE E-EDR CF 105 DI2

VAN RYSEL



Frame Material	<b>Carbon</b>	Cassette Range	<b>11 / 12 / 13 / 14 / 15 / 17 / 19 / 21 / 24 / 27 / 30 / 34T</b>
Frame Tyre Clearance (max tyre compatible)	<b>700 x 32</b>	Number of Speeds	<b>12</b>
Frame// accessories compatibility (Racks, Carriers, MG, KickStands...)	<b>No</b>	Integrated Light Set	<b>No</b>
Motor location	<b>Rear Hub</b>	Rims (intemat w & depth & material)	<b>22C Aluminium, 34 mm deep</b>
Motor Model	<b>Mahle X35</b>	Torque (Nm)	<b>55</b>
Hubs front/rear	<b>Front thru axle 12x100 mm / Rear thru axle 12x142 mm</b>	Front tire	<b>Hutchinson Fusion 5 performance Tubeless Ready 700x25</b>
Handlebar	<b>Aluminium 6061 T6 / 31.8 mm / XS S 400 mm / M L 420 mm / XL 440 mm / Reach 74 &amp; Drop 116</b>	Stem	<b>DEDA X VR Superbox Evo / XS 80 mm / S 90 mm / M 100 mm / L 110 mm / XL 120 mm</b>
Battery size (Wh)	<b>350</b>	Power (W)	<b>250</b>
Rigid Fork Material	<b>Carbon</b>	Brakes	<b>Shimano 105 BR-7170</b>
Rigid Fork Tyre Clearance (max tyre compatible)	<b>700 x 32</b>	Sizes Available	<b>XS / S / M / L / XL</b>
Crankset	<b>Shimano FC R7100</b>	Colors Available	<b>DKT G24A Metal GREEN / DKT L03D BEIGE</b>
Size of Chainring	<b>50 - 34</b>	Bicycle Weight (kg)	<b>12.5</b>
Rear derailleur	<b>Shimano RD-R7150, 105 Di2 Direct Mount</b>		





# MTB BIKES





## MTB LEIS/SPO BIKES

# ST 100

## ROCKRIDER



Frame Material	<b>Aluminium</b>	Number of Speeds	<b>3 x 7</b>
Frame Tyre Clearance (max tyre compatible)	<b>27.5" x 2.0</b>	Brakes	<b>ALH ONGA HJ6021 V-BRAKE</b>
Front suspension	<b>SUNTOUR XCE or ROCKRIDER ESSENTIEL</b>	Disc Rotor size (mm)	-
Fork travel (mm)	<b>80 mm</b>	Rims (intemat w & depth & material)	<b>ALUMINIUM 27.5x19C</b>
Fork Spring	<b>COIL</b>	Front tire	<b>ROCKRIDER ALL TERRAIN DRY 27.5" x 2.0</b>
Size of Chainring	<b>22 - 32 - 42</b>	Rear tire	<b>ROCKRIDER ALL TERRAIN DRY 27.5" x 2.0</b>
Front derailleur	<b>MICROSHIFT FD-M20</b>	QR or axel type	<b>QR / NUT</b>
Rear derailleur	<b>MICROSHIFT RD-M25</b>	Saddle	<b>ROCKRIDER Ergofit</b>
Cassette Range	<b>14 - 28</b>	Stem	<b>Aluminum 90 mm, 10°</b>
Handlebar	<b>Steel 620 mm</b>	Colors Available	<b>GREY / FLUORESCENT YELLOW / WHITE</b>
Sizes Available	<b>S / M / L / XL</b>	Bicycle Weight (kg)	<b>15.4</b>

## MTB LEIS/SPO BIKES

# ST 120

## ROCKRIDER



Frame Material	<b>Aluminium</b>	Number of Speeds	<b>1 x 9</b>
Frame Tyre Clearance (max tyre compatible)	<b>27.5" x 2.0</b>	Brakes	<b>TEKTRO TKD 68</b>
Front suspension	<b>ROCKRIDER U-FIT</b>	Disc Rotor size (mm)	<b>160 mm / 160 mm</b>
Fork travel (mm)	<b>80 mm</b>	Rims (intemat w & depth & material)	<b>ALUMINIUM 27.5x19C</b>
Fork Spring	<b>COIL</b>	Front tire	<b>ROCKRIDER ALL TERRAIN DRY 27.5" x 2.0</b>
Size of Chainring	<b>32</b>	Rear tire	<b>ROCKRIDER ALL TERRAIN DRY 27.5" x 2.0</b>
Rear derailleur	<b>MICROSHIFT RD-M46-L</b>	QR or axel type	<b>QR</b>
Cassette Range	<b>11 - 36</b>	Saddle	<b>ROCKRIDER Ergofit</b>
Stem	<b>Aluminum 90 mm, 10°</b>	Sizes Available	<b>S / M / L / XL</b>
Handlebar	<b>Aluminum SPORT 640 mm</b>	Bicycle Weight (kg)	<b>15.1</b>
Colors Available	<b>BLACK / GREY / BLUE</b>		



## MTB LEIS/SPO BIKES EXPL 500

### ROCKRIDER



Frame Material	<b>Aluminium</b>	Number of Speeds	<b>1 x 9</b>
Frame Tyre Clearance (max tyre compatible)	<b>27.5 x 2.3 29 x 2.3</b>	Brakes	<b>TEKTRO TK-M276</b>
Front suspension	<b>SUNTOUR XCM or ROCKRIDER U-FIT</b>	Disc Rotor size (mm)	<b>160 mm / 160 mm</b>
Fork travel (mm)	<b>100 mm</b>	Rims (intemat w & depth & material)	<b>ALUMINIUM 27.5 x 23C (S) ALUMINIUM 29 x 23C</b>
Fork Spring	<b>COIL</b>	Front tire	<b>ROCKRIDER ALL CONDITIONS 27.5" x 2.0 (S) 29" x 2.2 (M / L / XL)</b>
Size of Chainring	<b>32</b>	Rear tire	<b>ROCKRIDER ALL CONDITIONS 27.5" x 2.0 ROCKRIDER ALL CONDITIONS 29" x 2.2</b>
Rear derailleur	<b>MICROSHIFT Advent Clutch</b>	QR or axel type	<b>QR</b>
Cassette Range	<b>11 - 42</b>	Saddle	<b>ROCKRIDER Ergofit</b>
Stem	<b>Aluminum 60 mm</b>	Sizes Available	<b>S / M / L / XL</b>
Handlebar	<b>Aluminum SPORT 740 mm (M / L / XL) 700 mm (S)</b>	Bicycle Weight (kg)	<b>14.5</b>
Colors Available	<b>TURQUOISE / RED / BLACK</b>		

## MTB LEIS/SPO BIKES ST 530 S

### ROCKRIDER



Frame Material	<b>Aluminium</b>	Number of Speeds	<b>1 x 9</b>
Frame Tyre Clearance (max tyre compatible)	<b>27.5" x 2.1</b>	Brakes	<b>SHIMANO MT200</b>
Front suspension	<b>SUNTOUR XCM</b>	Disc Rotor size (mm)	<b>160 mm / 160 mm</b>
Fork travel (mm)	<b>120 mm</b>	Rims (intemat w & depth & material)	<b>ALUMINIUM 27.5 x 23C</b>
Fork Spring	<b>COIL</b>	Front tire	<b>ROCKRIDER ALL CONDITIONS 27.5" x 2.0</b>
Rear shock	<b>ROCKRIDER U-FIT de 120 mm</b>	Rear tire	<b>ROCKRIDER ALL CONDITIONS 27.5" x 2.0</b>
Rear travel (mm)	<b>120 mm</b>	QR or axel type	<b>QR</b>
Rear shock spring	<b>COIL</b>	Saddle	<b>ROCKRIDER Ergofit EVO</b>
Remote Lockout	<b>Preload</b>	Stem	<b>Aluminum 70 mm (S) 80 mm (M / L) 90 mm (XL)</b>
Size of Chainring	<b>32</b>	Handlebar	<b>Aluminum SPORT 720 mm</b>
Rear derailleur	<b>MICROSHIFT Advent Clutch</b>	Sizes Available	<b>S / M / L / XL</b>
Cassette Range	<b>11 - 42</b>	Bicycle Weight (kg)	<b>15.4</b>
Colors Available	<b>BLACK</b>		

## MTB LEIS/SPO BIKES EXPL 520

### ROCKRIDER



Frame Material	<b>Aluminium</b>	Number of Speeds	<b>1 x 10</b>
Frame Tyre Clearance (max tyre compatible)	<b>27.5 x 2.3 29 x 2.3</b>	Brakes	<b>TEKTRO TK-M276</b>
Front suspension	<b>SUNTOUR XCM or ROCKRIDER BUMP</b>	Disc Rotor size (mm)	<b>180 mm / 160 mm</b>
Fork travel (mm)	<b>100 mm</b>	Rims (intemat w & depth & material)	<b>ALUMINIUM 27.5 x 23C (S) ALUMINIUM 29 x 23C</b>
Fork Spring	<b>COIL</b>	Tires	<b>ROCKRIDER ALL CONDITIONS 27.5" x 2.0 (S) ROCKRIDER ALL CONDITIONS 29" x 2.2 (M / L / XL)</b>
Size of Chainring	<b>30</b>	QR or axel type	<b>QR</b>
Rear derailleur	<b>MICROSHIFT AdventX</b>	Saddle	<b>ROCKRIDER Ergofit EVO</b>
Cassette Range	<b>11 - 48</b>	Stem	<b>Aluminum 60 mm</b>
Handlebar	<b>Aluminum SPORT 740 mm (M / L / XL) 700 mm (S)</b>	Colors Available	<b>GREEN / BLUE / GREY</b>
Sizes Available	<b>S / M / L / XL</b>	Bicycle Weight (kg)	<b>14.2</b>

## MTB LEIS/SPO BIKES EXPL 540

### ROCKRIDER



Frame Material	<b>Aluminium</b>	Number of Speeds	<b>1 x 10</b>
Frame Tyre Clearance (max tyre compatible)	<b>27.5 x 2.3 29 x 2.3</b>	Brakes	<b>TEKTRO TK-M276</b>
Front suspension	<b>X-Fusion RC32 AIR 120 mm 29" (M / L / XL) 27.5" (S)</b>	Disc Rotor size (mm)	<b>180 mm / 160 mm</b>
Fork travel (mm)	<b>120 mm</b>	Rims (intemat w & depth & material)	<b>ALUMINIUM 27.5 x 23C (S) ALUMINIUM 29 x 23C</b>
Fork Spring	<b>AIR</b>	Tires	<b>HUTCHINSON Kraken 27.5" x 2.3 (S) HUTCHINSON Kraken 29" x 2.3 (M / L / XL)</b>
Size of Chainring	<b>30</b>	QR or axel type	<b>Thruaxle</b>
Rear derailleur	<b>SHIMANO CUES DU600GS</b>	Saddle	<b>ROCKRIDER Ergofit PRO</b>
Cassette Range	<b>11 - 48</b>	Stem	<b>Aluminum 60 mm</b>
Handlebar	<b>Aluminum SPORT 740 mm (M / L / XL) 700 mm (S)</b>	Colors Available	<b>BURGUNDY &amp; BLACK / BLUE &amp; BLACK</b>
Sizes Available	<b>S / M / L / XL</b>	Bicycle Weight (kg)	<b>12.6</b>



## AM MTB BIKE AM 100 HT

ROCKRIDER



Frame Material	<b>Aluminium</b>	Brakes	<b>SHIMANO MT200</b>
Frame Tyre Clearance (max tyre compatible)	<b>29 x 2.4</b>	Disc Rotor size (mm)	<b>180 mm / 160 mm</b>
Front suspension	<b>RS JUDY SILVER TK</b>	Complete Wheel set	<b>SUNRINGLE DUROC 30 COMP 27.5 SUNRINGLE DUROC 30 COMP 29</b>
Fork travel (mm)	<b>130 mm</b>	Tires	<b>HUTCHINSON TORO 27.5 x 2.25 HUTCHINSON TORO 29 x 2.1</b>
Fork Spring	<b>AIR</b>	Saddle	<b>DECATHLON SPORT 900</b>
Number of Speeds	<b>11</b>	Dropper post	<b>JD-YSP18PL 120 / 150 mm</b>
Crankset	<b>Prowheel Charm</b>	Stem	<b>JD-ST97A 35 mm</b>
Size of Chainring	<b>32</b>	Handlebar	<b>JD-HL MTB501 AL 760 mm</b>
Rear derailleur	<b>SHIMANO DEORE</b>	Sizes Available	<b>S / M / L / XL</b>
Cassette Range	<b>11 - 51T</b>	Bicycle Weight (kg)	<b>13</b>

## AM MTB BIKE AM 50 S

ROCKRIDER



Frame Material	<b>Aluminium</b>	Brakes	<b>SRAM LEVEL</b>
Frame Tyre Clearance (max tyre compatible)	<b>29 x 2.25</b>	Disc Rotor size (mm)	<b>180 mm / 160 mm</b>
Front suspension	<b>ROCKSHOX RECON SILVER TK</b>	Complete Wheel set	<b>SUNRINGLE DUROC 30 COMP 27.5 SUNRINGLE DUROC 30 COMP 29</b>
Fork travel (mm)	<b>140 mm</b>	Tires	<b>HUTCHINSON TORO 27.5 x 2.25 HUTCHINSON TORO 29 x 2.1</b>
Rear shock	<b>MANITOU RADIUM EXPERT</b>	Saddle	<b>DECATHLON SPORT 900</b>
Rear travel (mm)	<b>140 mm</b>	Dropper post	<b>JD-YSP18PL 120 / 150 mm</b>
Crankset	<b>SRAM Descendant 6K</b>	Stem	<b>JD-ST69A 60 mm</b>
Size of Chainring	<b>30</b>	Handlebar	<b>JD-HL MTB501 AL 740 mm</b>
Rear derailleur	<b>SRAM SX</b>	Sizes Available	<b>S / M / L / XL</b>
Cassette Range	<b>11 - 50T</b>	Fork Spring	<b>AIR</b>
Number of Speeds	<b>12</b>	Bicycle Weight (kg)	<b>14.4</b>

## AM MTB BIKE FEEL 700 S

ROCKRIDER



Frame Material	<b>Aluminium</b>	Brakes	<b>TRP Slate EVO 4p</b>
Frame Tyre Clearance (max tyre compatible)	<b>29 x 2.4</b>	Disc Rotor size (mm)	<b>203 mm / 180 mm</b>
Front suspension	<b>Rockshox Psylo Gold</b>	Complete Wheel set	<b>SUNRINGLE DUROC 35 COMP 29</b>
Fork travel (mm)	<b>140 mm</b>	Tires	<b>ROCKRIDER GRIP 500 29x2.4</b>
Rear shock	<b>Rockshox Deluxe</b>	Saddle	<b>Selle Royal SR SRX-2316</b>
Rear travel (mm)	<b>130 mm</b>	Dropper post	<b>JD-YSP18PL 130 / 150 / 170 mm</b>
Crankset	<b>Sram SX</b>	Stem	<b>JD-ST97ADT 45 / 55 mm</b>
Size of Chainring	<b>30</b>	Handlebar	<b>JD-HL MTB501 AL 780 mm</b>
Rear derailleur	<b>Sram SX</b>	Sizes Available	<b>S / M / L / XL</b>
Cassette Range	<b>11 - 50T</b>	Fork Spring	<b>AIR</b>
Number of Speeds	<b>12</b>	Bicycle Weight (kg)	<b>32 lbs</b>

## AM MTB BIKE FEEL 700 LT

ROCKRIDER



Frame Material	<b>Aluminium</b>	Brakes	<b>SRAM DB8</b>
Frame Tyre Clearance (max tyre compatible)	<b>29 x 2.4</b>	Disc Rotor size (mm)	<b>200 mm</b>
Front suspension	<b>RS YARI</b>	Complete Wheel set	<b>SUNRINGLE DUROC 35 COMP 29</b>
Fork travel (mm)	<b>160 mm</b>	Tires	<b>ROCKRIDER GRIP 500 29x2.4</b>
Rear shock	<b>ROCKSHOX SUPER DELUXE SELECT</b>	Saddle	<b>DECATHLON SPORT 900</b>
Rear travel (mm)	<b>150 mm</b>	Dropper post	<b>JD-YSP18PL 130 / 150 / 170 mm</b>
Crankset	<b>Descendant 6K</b>	Stem	<b>JD-ST97ADT 35 / 45 mm</b>
Size of Chainring	<b>30</b>	Handlebar	<b>JD-HL MTB501 AL 780 mm</b>
Rear derailleur	<b>Sram SX</b>	Sizes Available	<b>S / M / L / XL</b>
Cassette Range	<b>11 - 50T</b>	Fork Spring	<b>AIR</b>
Number of Speeds	<b>12</b>	Bicycle Weight (kg)	<b>-</b>



# AM MTB BIKE FEEL 900 LT

## ROCKRIDER



Frame Material	<b>Aluminium</b>	Brakes	<b>SRAM Code RSC</b>
Frame Tyre Clearance (max tyre compatible)	<b>29 x 2.4</b>	Disc Rotor size (mm)	<b>200 mm</b>
Front suspension	<b>RS LYRIK ULTIMATE</b>	Complete Wheel set	<b>Mavic Deemax 29</b>
Fork travel (mm)	<b>160 mm</b>	Tires	<b>HUTCHINSON GRIFFUS 29 x 2.4</b>
Rear shock	<b>RS SUPER DELUXE ULTIMATE</b>	Saddle	<b>DECATHLON SPORT 900</b>
Rear travel (mm)	<b>150 mm</b>	Dropper post	<b>JD-YSP18PL 130 / 150 / 170 mm</b>
Crankset	<b>Descendant 7K</b>	Stem	<b>JD-ST97ADT 35 / 45 mm</b>
Size of Chainring	<b>30</b>	Handlebar	<b>JD-HL MTB501 AL 780 mm</b>
Rear derailleur	<b>SRAM GX</b>	Sizes Available	<b>S / M / L / XL</b>
Cassette Range	<b>10 - 52T</b>	Fork Spring	<b>AIR</b>
Number of Speeds	<b>12</b>	Bicycle Weight (kg)	<b>-</b>





# AM MTB BIKE FEEL 900 S

## ROCKRIDER



Frame Material	<b>Carbon</b>	Brakes	<b>Sram G2 R</b>
Frame Tyre Clearance (max tyre compatible)	<b>29 x 2.35</b>	Disc Rotor size (mm)	<b>200 mm / 180 mm</b>
Front suspension	<b>RS Pike Base</b>	Complete Wheel set	<b>Mavic Crossmax XLS 29</b>
Fork travel (mm)	<b>140 mm</b>	Front tire	<b>Vittoria Mazza 29 x 2.35</b>
Fork Spring	<b>AIR</b>	Rear tire	<b>Vittoria Martello 29 x 2.35</b>
Rear shock	<b>RS Deluxe Select+</b>	Saddle	<b>Selle Royal SR SRX-2316</b>
Rear travel (mm)	<b>130 mm</b>	Dropper post	<b>JD-YSP18PL 120 / 150 / 170 mm</b>
Crankset	<b>Sram NX</b>	Stem	<b>JD-ST97A 55 mm</b>
Size of Chainring	<b>32</b>	Handlebar	<b>JD-HL MTB501 AL 780 mm</b>
Rear derailleur	<b>Sram SX</b>	Sizes Available	<b>S / M / L / XL</b>
Cassette Range	<b>11 - 50T</b>	Bicycle Weight (kg)	<b>13.8</b>
Number of Speeds	<b>12</b>		






AM MTB BIKE

**FEEL 900 S TEAM EDITION**

ROCKRIDER



Frame Material	<b>Carbon</b>	Brakes	<b>SRAM G2 RSC</b>
Frame Tyre Clearance (max tyre compatible)	<b>29 x 2.35</b>	Disc Rotor size (mm)	<b>200 mm</b>
Front suspension	<b>RS PIKE Ultimate</b>	Complete Wheel set	<b>Mavic Crossmax XLR carbon 29</b>
Fork travel (mm)	<b>140 mm</b>	Front tire	<b>Vittoria Mazza 29 x 2.35</b>
Fork Spring	<b>Air</b>	Rear tire	<b>Vittoria Martello 29 x 2.35</b>
Rear shock	<b>RS Deluxe Ultimate</b>	Saddle	<b>Selle Royal SR SRX-2316</b>
Rear travel (mm)	<b>130 mm</b>	Dropper post	<b>JD-YSP18PL 120 / 150 / 170 mm</b>
Crankset	<b>SRAM GX</b>	Stem	<b>JD-ST97A 55 mm</b>
Size of Chainring	<b>32</b>	Handlebar	<b>JD-HL MTB501 AL 780 mm</b>
Rear derailleur	<b>SRAM GX</b>	Sizes Available	<b>S / M / L / XL</b>
Cassette Range	<b>10 - 52T</b>	Bicycle Weight (kg)	<b>13.3</b>
Number of Speeds	<b>123</b>		





## BIKE XC MTB XC RACE 700

ROCKRIDER



Frame Material	<b>Aluminium</b>	Brakes	<b>Tektro M276</b>
Frame Tyre Clearance (max tyre compatible)	<b>29 x 2.4</b>	Disc Rotor size (mm)	<b>180 mm / 160 mm</b>
Front suspension	<b>MANITOU MACHETTE COMP</b>	Rims (intemat w & depth & material)	<b>ROCKRIDER ASYMETRIC 29x27C ALUMINIUM</b>
Fork Spring	<b>AIR</b>	Tires	<b>HUTCHINSON KRAKEN 29x2.3</b>
Remote Lockout	<b>COMBOLOCK 2 POSITIONS</b>	Tubeless ready?	<b>Yes</b>
Crankset	<b>PROWHEEL CHARM</b>	Saddle	<b>SELLE ROYAL SR SRX-2316</b>
Fork travel (mm)	<b>100 mm</b>	Stem	<b>JD-ST69A -7° 60/70 mm</b>
Size of Chainring	<b>32</b>	Handlebar	<b>JD-MTB22AF.2 720mm</b>
Rear derailleur	<b>SHIMANO DEORE</b>	Sizes Available	<b>S / M / L / XL</b>
Cassette Range	<b>11 - 51</b>	Colors Available	<b>WHITE</b>
Number of Speeds	<b>1 x 11</b>	Bicycle Weight (kg)	<b>12.1</b>

## BIKE XC MTB XC RACE 720

ROCKRIDER



Frame Material	<b>Aluminium</b>	Brakes	<b>SRAM LEVEL T</b>
Frame Tyre Clearance (max tyre compatible)	<b>29 x 2.4</b>	Disc Rotor size (mm)	<b>180 mm / 160 mm</b>
Fork travel (mm)	<b>100 mm</b>	Complete Wheel set	<b>SUNRINGLE DUROC 30 COMP 29</b>
Fork Spring	<b>AIR</b>	Tires	<b>VITTORIA BARZO 29 x 2,25</b>
Rims (intemat w & depth & material)	<b>Aluminium</b>	Tubeless ready?	<b>Yes</b>
Number of Speeds	<b>1 x 12</b>	Saddle	<b>SELLE ROYAL SR SRX-2316</b>
Remote Lockout	<b>COMBOLOCK 2 POSITIONS</b>	Stem	<b>JD-ST69A -7° 60/70 mm</b>
Crankset	<b>SRAM X1 1000</b>	Handlebar	<b>JD-MTB611A 760 MM</b>
Size of Chainring	<b>32</b>	Sizes Available	<b>S / M / L / XL</b>
Rear derailleur	<b>SRAM NX EAGLE</b>	Colors Available	<b>BROWN</b>
Cassette Range	<b>11 - 50</b>	Bicycle Weight (kg)	<b>12.1</b>



## BIKE XC MTB XC RACE 700S - Blue

ROCKRIDER



Frame Material	<b>Aluminium</b>	Brakes	<b>SRAM LEVEL</b>
Frame Tyre Clearance (max tyre compatible)	<b>29 x 2.4</b>	Disc Rotor size (mm)	<b>180 mm / 160 mm</b>
Front suspension	<b>MANITOU MACHETTE COMP</b>	Rims (intemat w & depth & material)	<b>Aluminium</b>
Fork travel (mm)	<b>120 mm</b>	Complete Wheel set	<b>SUNRINGLE DUROC 30 COMP 29</b>
Fork Spring	<b>AIR</b>	Tires	<b>ROCKRIDE FAST 500 29 x 2.25</b>
Rear shock	<b>XFUSION 02 RLR TRUNION</b>	Tubeless ready?	<b>Yes</b>
Rear travel (mm)	<b>120 mm</b>	Saddle	<b>SELLE ROYAL SR SRX-2316</b>
Rear shock spring	<b>AIR</b>	Dropper post	<b>JD-YSPL18PLQ 120 / 150 mm</b>
Remote Lockout	<b>COMBOLOCK 2 POSITIONS</b>	Stem	<b>JD-ST69A -7° 60 / 70 / 80 / 90 mm</b>
Crankset	<b>SRAM X1 1000</b>	Handlebar	<b>JD-MTB22AF.2 720 mm</b>
Size of Chainring	<b>32</b>	Sizes Available	<b>S / M / L / XL</b>
Rear derailleur	<b>SRAM NX EAGLE</b>	Colors Available	<b>DARK BLUE</b>
Cassette Range	<b>11 - 50</b>	Bicycle Weight (kg)	<b>14.4</b>
Number of Speeds	<b>1 x 12</b>		

## BIKE XC MTB XC RACE 740 - Light Blue

ROCKRIDER



Frame Material	<b>Carbon</b>	Brakes	<b>SRAM LEVEL T</b>
Frame Tyre Clearance (max tyre compatible)	<b>29 x 2.4</b>	Disc Rotor size (mm)	<b>180 mm / 160 mm</b>
Front suspension	<b>ROCKSHOX RECON GOLD RL</b>	Rims (intemat w & depth & material)	<b>Aluminium</b>
Fork travel (mm)	<b>100 mm</b>	Complete Wheel set	<b>SUNRINGLE DUROC 30 COMP 29</b>
Fork Spring	<b>AIR</b>	Tires	<b>VITTORIA BARZO 29 x 2.25</b>
Remote Lockout	<b>COMBOLOCK 2 POSITIONS</b>	Tubeless ready?	<b>Yes</b>
Crankset	<b>SRAM STYLO 6K</b>	Saddle	<b>SELLE ROYAL SR SRX-2316</b>
Size of Chainring	<b>32</b>	Dropper post	<b>JD-YSPL18PLQ 120 / 150 mm</b>
Rear derailleur	<b>SRAM GX EAGLE</b>	Stem	<b>JD-ST69A -7° 60 / 70 / 80 / 90 mm</b>
Cassette Range	<b>11 - 50</b>	Handlebar	<b>JD-MTB22AF.2 720 mm</b>
Number of Speeds	<b>1 x 12</b>	Colors Available	<b>TURQUIOISE / GREEN TEAM</b>
Sizes Available	<b>S / M / L / XL</b>	Bicycle Weight (kg)	<b>11.5</b>

# BIKE XC MTB XC 500 S

## ROCKRIDER



Frame Material	<b>Carbon / Aluminium</b>	Brakes	<b>SRAM LEVEL T</b>
Frame Tyre Clearance (max tyre compatible)	<b>29 x 2.3</b>	Disc Rotor size (mm)	<b>180 mm / 160 mm</b>
Front suspension	<b>MANITOU MACHETE COMP</b>	Rims (intemat w & depth & material)	<b>Aluminium</b>
Fork travel (mm)	<b>120 mm</b>	Complete Wheel set	<b>SUNRINGLE DUROC 30 COMP 29</b>
Fork Spring	<b>AIR</b>	Tires	<b>HUTCHINSON KRAKEN 29 x 2.3</b>
Rear shock	<b>MANITOU RADIUM EXPERT 190x45</b>	Tubeless ready?	<b>Yes</b>
Rear travel (mm)	<b>120 mm</b>	Saddle	<b>DECATHLON SPORT 900</b>
Rear shock spring	<b>AIR</b>	Dropper post	<b>JD-YSPL18PLQ 120 / 150 mm</b>
Remote Lockout	<b>COMBOLOCK 3 POSITIONS</b>	Stem	<b>JD-ST69A -7° 60 / 70 / 80 / 90 mm</b>
Crankset	<b>SRAM X1 1000</b>	Handlebar	<b>JD-MTB22AF.2 720 mm</b>
Size of Chainring	<b>32</b>	Sizes Available	<b>S / M / L / XL</b>
Rear derailleur	<b>SRAM GX EAGLE</b>	Colors Available	<b>ANTHRACITE</b>
Cassette Range	<b>11 - 50</b>	Bicycle Weight (kg)	<b>12.4</b>
Number of Speeds	<b>1 x 12</b>		





# BIKE XC MTB XC RACE 900

ROCKRIDER



Frame Material	<b>Carbon</b>	Brakes	<b>SRAM LEVEL TL</b>
Frame Tyre Clearance (max tyre compatible)	<b>29 x 2.4</b>	Disc Rotor size (mm)	<b>180 mm / 160 mm</b>
Front suspension	<b>ROCKSHOX SID SL</b>	Rims (intemat w & depth & material)	<b>Aluminium</b>
Fork travel (mm)	<b>100 mm</b>	Complete Wheel set	<b>MAVIC CROSSMAX BOOST 29</b>
Fork Spring	<b>AIR</b>	Tires	<b>VITTORIA BARZO 29 x 2.25</b>
Remote Lockout	<b>COMBOLOCK 2 POSITIONS</b>	Tubeless ready?	<b>Yes</b>
Crankset	<b>SRAM STYLO 7K</b>	Saddle	<b>Fizik Argo Vento</b>
Size of Chainring	<b>34</b>	Dropper post	<b>JD-YSPL18PLQ 120 / 150 mm</b>
Rear derailleur	<b>SRAM GX EAGLE lunar</b>	Stem	<b>JD-ST180A -20° 60 / 70 / 80 / 90 mm</b>
Cassette Range	<b>10 - 52</b>	Handlebar	<b>JD-MTB611A 760 mm</b>
Number of Speeds	<b>1 x 12</b>	Colors Available	<b>WHITE / VANISH BLUE</b>
Sizes Available	<b>S / M / L / XL</b>	Bicycle Weight (kg)	<b>10.4</b>

# BIKE XC MTB XC RACE 900

ROCKRIDER

**RACE 900  
REYNOLDS LUNAR**



**RACE 900  
REYNOLDS AXS**

Frame Material	<b>Carbon</b>	Brakes	<b>SRAM LEVEL TL</b>
Frame Tyre Clearance (max tyre compatible)	<b>29 x 2.4</b>	Disc Rotor size (mm)	<b>180 mm / 160 mm</b>
Front suspension	<b>ROCKSHOX SID SL</b>	Rims (intemat w & depth & material)	<b>Aluminium</b>
Fork travel (mm)	<b>100 mm</b>	Complete Wheel set	<b>REYNOLDS TR 309 / 289 XC CARBON</b>
Fork Spring	<b>AIR</b>	Tires	<b>VITTORIA BARZO 29 x 2.25</b>
Remote Lockout	<b>COMBOLOCK 2 POSITIONS</b>	Tubeless ready?	<b>Yes</b>
Crankset	<b>SRAM STYLO 7K</b>	Saddle	<b>Fizik Argo Vento</b>
Size of Chainring	<b>34</b>	Dropper post	<b>JD-YSPL18PLQ 120 / 150 mm</b>
Rear derailleur	<b>SRAM GX EAGLE lunar or SRAM GX EAGLE AXS</b>	Stem	<b>JD-ST180A -20° 60 / 70 / 80 / 90 mm</b>
Cassette Range	<b>10 - 52</b>	Handlebar	<b>JD-MTB611A 760 mm</b>
Number of Speeds	<b>1 x 12</b>	Colors Available	<b>WHITE / VANISH BLUE</b>
Sizes Available	<b>S / M / L / XL</b>	Bicycle Weight (kg)	<b>-</b>

# BIKE XC MTB XC RACE 900 S

RACE 900 S  
SID LUNAR CROSSMAX



RACE 900 S  
REBA LUNAR REYNOLDS

Frame Material	<b>Carbon</b>	Brakes	<b>SRAM LEVEL T</b>
Frame Tyre Clearance (max tyre compatible)	<b>29 x 2.3</b>	Disc Rotor size (mm)	<b>180 mm / 160 mm</b>
Front suspension	<b>ROCKSHOX SID 35 or ROCKSHOX REBA RL</b>	Rims (intemat w & depth & material)	<b>Aluminium or Carbon</b>
Fork travel (mm)	<b>120 mm</b>	Complete Wheel set	<b>MAVIC CROSSMAX BOOST 29 or REYNOLDS TR 309/289 XC CARBON</b>
Fork Spring	<b>AIR</b>	Tires	<b>HUTCHINSON KRAKEN RACING LAB 29 x 2.3</b>
Rear shock	<b>RS SIDLUXE SELECT +</b>	Tubeless ready?	<b>Yes</b>
Rear travel (mm)	<b>120 mm</b>	Saddle	<b>Fizik Argo Vento</b>
Rear shock spring	<b>AIR</b>	Dropper post	-
Remote Lockout	<b>3 POSITIONS</b>	Stem	<b>JD-ST69A -7° 60 / 70 / 80 / 90 mm</b>
Crankset	<b>SRAM STYLO 6K</b>	Handlebar	<b>JD-MTB22AF.2 720 mm</b>
Size of Chainring	<b>32</b>	Sizes Available	<b>S / M / L / XL</b>
Rear derailleur	<b>SRAM GX EAGLE lunar</b>	Colors Available	<b>WHITE</b>
Cassette Range	<b>10 - 52</b>	Bicycle Weight (kg)	-
Number of Speeds	<b>1 x 12</b>		

ROCKRIDER

# BIKE XC MTB XC RACE 900 S

RACE 900 S - REBA AXS  
CROSSMAX



SID AXS  
REYNOLDS

Frame Material	<b>Carbon</b>	Brakes	<b>SRAM LEVEL T or TL</b>
Frame Tyre Clearance (max tyre compatible)	<b>29 x 2.3</b>	Disc Rotor size (mm)	<b>180 mm / 160 mm</b>
Front suspension	<b>ROCKSHOX REBA RL or RS SID 35</b>	Rims (intemat w & depth & material)	<b>Aluminium or Carbon</b>
Fork travel (mm)	<b>120 mm</b>	Complete Wheel set	<b>MAVIC CROSSMAX 29 or REYNOLDS TR 309/289 XC CARBON</b>
Fork Spring	<b>AIR</b>	Tires	<b>HUTCHINSON KRAKEN RACING LAB 29 x 2.3</b>
Rear shock	<b>RS SIDLUXE SELECT +</b>	Tubeless ready?	<b>Yes</b>
Rear travel (mm)	<b>120 mm</b>	Saddle	<b>Fizik Argo Vento</b>
Rear shock spring	<b>AIR</b>	Dropper post	<b>JD-YSP18PLQ 120 / 150 mm</b>
Remote Lockout	<b>3 POSITIONS</b>	Stem	<b>JD-ST69A -7° 60 / 70 / 80 / 90 mm</b>
Crankset	<b>SRAM STYLO 6K or SRAM STYLO 7K</b>	Handlebar	<b>JD-MTB22AF.2 720 mm</b>
Size of Chainring	<b>32 or 34</b>	Sizes Available	<b>S / M / L / XL</b>
Rear derailleur	<b>SRAM GX EAGLE lunar</b>	Colors Available	<b>WHITE</b>
Cassette Range	<b>10 - 52</b>	Bicycle Weight (kg)	<b>12</b>
Number of Speeds	<b>1 x 12</b>		

ROCKRIDER

REBA AXS  
REYNOLDS



# BIKE XC MTB XC RACE 940 S

ROCKRIDER



Frame Material	<b>Carbon</b>	Brakes	<b>TRP SLATE X2</b>
Frame Tyre Clearance (max tyre compatible)	<b>29 x 2.3</b>	Disc Rotor size (mm)	<b>180 mm / 160 mm</b>
Front suspension	<b>RS SID 35</b>	Rims (internat w & depth & material)	<b>Aluminium</b>
Fork travel (mm)	<b>120 mm</b>	Complete Wheel set	<b>Mavic Crossmax 29</b>
Fork Spring	<b>AIR</b>	Tires	<b>HUTCHINSON KRAKEN RACING LAB 29 x 2.3</b>
Rear shock	<b>RS SIDLUXE SELECT +</b>	Tubeless ready?	<b>Yes</b>
Rear travel (mm)	<b>120 mm</b>	Saddle	<b>Fizik Argo Vento</b>
Rear shock spring	<b>AIR</b>	Dropper post	<b>JD-YSI36 120 / 150 mm</b>
Remote Lockout	<b>3 POSITIONS</b>	Stem	<b>JD-ST180A -20° 60 / 70 mm</b>
Crankset	<b>SRAM NEW GX EAGLE</b>	Handlebar	<b>JD-MTB611A 760 mm</b>
Size of Chainring	<b>34</b>	Sizes Available	<b>S / M / L / XL</b>
Rear derailleur	<b>SRAM NEW GX EAGLE AXS</b>	Colors Available	<b>RED &amp; BLACK</b>
Cassette Range	<b>10 - 52</b>	Bicycle Weight (kg)	<b>11.4</b>
Number of Speeds	<b>1 x 12</b>		





BIKE XC MTB

**RACE 940S Team edition**

ROCKRIDER



Frame Material	<b>Carbon</b>	Brakes	<b>TRP SLATE X2</b>
Frame Tyre Clearance (max tyre compatible)	<b>29 x 2.3</b>	Disc Rotor size (mm)	<b>180 mm / 160 mm</b>
Front suspension	<b>RS SID 35 ULTIMATE</b>	Rims (internat w & depth & material)	<b>Carbon</b>
Fork travel (mm)	<b>120 mm</b>	Complete Wheel set	<b>Mavic Crossmax Carbone XLR 29</b>
Fork Spring	<b>AIR</b>	Tires	<b>HUTCHINSON KRAKEN RACING LAB 29 x 2.3</b>
Rear shock	<b>RS SIDLUXE SELECT +</b>	Tubeless ready?	<b>Yes</b>
Rear travel (mm)	<b>120 mm</b>	Saddle	<b>Fizik Argo Vento</b>
Rear shock spring	<b>AIR</b>	Dropper post	<b>SRAM REVERB AXS 100/125 mm</b>
Remote Lockout	<b>3 POSITIONS</b>	Stem	<b>FSA MTB SL-K alloy -20° A0 60 / 70 mm</b>
Crankset	<b>SRAM XX SL EAGLE</b>	Handlebar	<b>FSA MTB KFX flat ICR A0 760 mm</b>
Size of Chainring	<b>36</b>	Sizes Available	<b>S / M / L / XL</b>
Rear derailleur	<b>SRAM XX SL EAGLE AXS</b>	Colors Available	<b>RED &amp; BLACK</b>
Cassette Range	<b>10 - 52</b>	Bicycle Weight (kg)	<b>10.9</b>
Number of Speeds	<b>1 x 12</b>		





BIKE XC MTB

# RACE 940S Team edition

ROCKRIDER

**Developed in collaboration with and subsequently used by the Decathlon Ford MTB Racing team,**

**this is a race winning XC bike for high level and professional riders seeking the ultimate in performance with no compromise in specification and handling.**

The 66.5° head angle, custom tuned Rockshox SID Ultimate front and rear shock, SRAM reverb dropper post and a modern cockpit configuration allows the rider to power up the climbs and shread down the trails time and time again.





## E-MTB BIKES E-ST 100

ROCKRIDER



Frame Material	<b>Aluminium</b>	Number of Speeds	<b>1 x 8</b>
Frame Tyre Clearance (max tyre compatible)	<b>27 x 2.5</b>	Brakes	<b>TEKTRO TKD68 CABLE</b>
Motor Model	<b>Jinhua Vision</b>	Disc Rotor size (mm)	<b>180 mm</b>
Torque (Nm)	<b>42 Nm</b>	Rims (intemat w & depth & material)	<b>ALUMINIUM 27.5 x 23C</b>
Power (w)	<b>250 W</b>	Front tire	<b>ROCKRIDER ALL TERRAIN 27.5x2.2</b>
Battery size (Wh)	<b>370 Wh</b>	Rear tire	<b>ROCKRIDER ALL TERRAIN 27.5x2.2</b>
Front suspension	<b>SR SUNTOUR XCT 30</b>	Seatpost	<b>31.6</b>
Fork travel (mm)	<b>100 mm</b>	Saddle	<b>DECATHLON ERGOFIT EVO</b>
Rear derailleur	<b>MICROSHIFT MS25</b>	Handlebar	<b>ALU 720 / RISE25 / 6°UP / 9°BACK</b>
Crankset	<b>MIORANDE ALU SQUARE</b>	Sizes Available	<b>S / M / L / XL</b>
Size of Chainring	<b>32</b>	Bicycle Weight (kg)	<b>21.8</b>
Cassette Range	<b>11 - 34</b>		

## E-MTB BIKES E-ST 500

ROCKRIDER



Frame Material	<b>Aluminium</b>	Number of Speeds	<b>1 x 8</b>
Frame Tyre Clearance (max tyre compatible)	<b>27 x 2.5</b>	Brakes	<b>TEKTRO M276</b>
Motor Model	<b>Brose C Aluminium</b>	Disc Rotor size (mm)	<b>160 mm</b>
Torque (Nm)	<b>50 Nm</b>	Rims (intemat w & depth & material)	<b>ALUMINIUM 27.5 x 23C</b>
Power (w)	<b>250 W</b>	Front tire	<b>HUTCHINSON GILA 27.5x2.35</b>
Battery size (Wh)	<b>420 Wh</b>	Rear tire	<b>HUTCHINSON GILA 27.5x2.35</b>
Front suspension	<b>SR SUNTOUR XCM 32</b>	Seatpost	<b>31.6</b>
Fork travel (mm)	<b>120 mm</b>	Saddle	<b>DECATHLON CORE 60°</b>
Rear derailleur	<b>MICROSHIFT ACOLYTE</b>	Handlebar	<b>ALU 720 / RISE25 / 6°UP / 9°BACK</b>
Crankset	<b>MIRANDA ALU ISIS BROSE</b>	Sizes Available	<b>S / M / L / XL</b>
Size of Chainring	<b>34</b>	Bicycle Weight (kg)	<b>23.1</b>
Cassette Range	<b>11 - 32</b>		



## E MTB BIKES

# E-EXPLORE 500 S

ROCKRIDER



Frame Material	<b>Aluminium</b>	Cassette Range	<b>12 - 46</b>
Frame Tyre Clearance (max tyre compatible)	<b>29 x 2.4</b>	Number of Speeds	<b>1 x 8</b>
Motor Model	<b>Brose C Aluminium</b>	Brakes	<b>TEKTRO M276</b>
Torque (Nm)	<b>50 Nm</b>	Disc Rotor size (mm)	<b>180 mm</b>
Power (W)	<b>250 W</b>	Rims (intemat w & depth & material)	<b>ALUMINIUM 29 x 25C</b>
Battery size (Wh)	<b>500 Wh</b>	Front tire	<b>ROCKRIDER GRIP 100 29x2.4</b>
Front suspension	<b>SR SUNTOUR XCM 34 LO BOOST</b>	Rear tire	<b>ROCKRIDER GRIP 100 29x2.4</b>
Fork travel (mm)	<b>130 mm</b>	Seatpost	<b>31.6</b>
Rear shock	<b>X-FUSION 02 PRO</b>	Saddle	<b>DECATHLON CORE 60°</b>
Rear travel (mm)	<b>130 mm</b>	Handlebar	<b>S M: ALU 740 / RISE10/0°UP / 9°BACK L XL: ALU 760 / RISE25 / 6°UP/9°BACK"</b>
Crankset	<b>MIRANDA ALU ISIS BROSE</b>	Sizes Available	<b>S / M / L / XL</b>
Size of Chainring	<b>34</b>	Bicycle Weight (kg)	<b>26.1</b>
Rear derailleur	<b>MICROSHIFT ACOLYTE</b>		

## E MTB BIKES

# E-EXPLORE 520 HT

ROCKRIDER



Frame Material	<b>Aluminium</b>	Number of Speeds	<b>1 x 8</b>
Frame Tyre Clearance (max tyre compatible)	<b>29 x 2.4</b>	Brakes	<b>TEKTRO M276</b>
Motor Model	<b>YAMAHA PW CE</b>	Disc Rotor size (mm)	<b>180 mm</b>
Torque (Nm)	<b>50 Nm</b>	Rims (intemat w & depth & material)	<b>ALUMINIUM 29 x 25C</b>
Power (W)	<b>250 W</b>	Front tire	<b>ROCKRIDER GRIP 100 29x2.4</b>
Battery size (Wh)	<b>500 Wh</b>	Rear tire	<b>ROCKRIDER GRIP 100 29x2.4</b>
Front suspension	<b>SR SUNTOUR XCM 34 LO BOOST</b>	Seatpost	<b>31.6</b>
Fork travel (mm)	<b>130 mm</b>	Saddle	<b>DECATHLON CORE 60°</b>
Rear derailleur	<b>MICROSHIFT ACOLYTE</b>	Handlebar	<b>S M: ALU 740 / RISE10/0°UP / 9°BACK L XL: ALU 760 / RISE25 / 6°UP/9°BACK"</b>
Crankset	<b>MIRANDA ALU SQUARE YAMAHA</b>	Sizes Available	<b>S / M / L / XL</b>
Size of Chainring	<b>34</b>	Bicycle Weight (kg)	<b>23.7</b>
Cassette Range	<b>12 - 46</b>		


# E MTB BIKES

## E-EXPLORE 520 S

ROCKRIDER



Frame Material	<b>Aluminium</b>	Number of Speeds	<b>1 x 10</b>
Frame Tyre Clearance (max tyre compatible)	<b>29 x 2.4</b>	Brakes	<b>TEKTRO M276</b>
Motor Model	<b>Brose T Aluminium</b>	Disc Rotor size (mm)	<b>203 mm</b>
Torque (Nm)	<b>70 Nm</b>	Rims (intemat w & depth & material)	<b>ALUMINIUM 29 x 30C</b>
Power (W)	<b>250 W</b>	Front tire	<b>ROCKRIDER GRIP 500 29 x 2.4</b>
Battery size (Wh)	<b>500 Wh</b>	Rear tire	<b>ROCKRIDER GRIP 500 29 x 2.4</b>
Front suspension	<b>X-FUSION MCQUEEN 34 R</b>	Seatpost	<b>DROPPER</b>
Fork travel (mm)	<b>140 mm</b>	Saddle	<b>DECATHLON CORE 60°</b>
Rear derailleur	<b>MICROSHIFT ADVENT X</b>	Handlebar	<b>S M: ALU 740 / RISE10/0°UP / 9°BACK L XL: ALU 760 / RISE25 / 6°UP/9°BACK"</b>
Crankset	<b>MIRANDA ALU ISIS BROSE</b>	Sizes Available	<b>S / M / L / XL</b>
Size of Chainring	<b>34</b>	Bicycle Weight (kg)	<b>24.3</b>
Cassette Range	<b>11 - 48</b>		





E-MTB BIKES

# E-EXPLORE 520 S


ROCKRIDER

**BROSE DRIVE T Aluminium motor with 70 Nm of torque providing a maximum assistance of 320% and 460W of power. The 500 Wh battery is fully integrated into the frame for a sleek finish.**

Thanks to the smart battery management (BMS), Decathlon lithium-ion batteries have a long life (over 500 full charging cycles).

Compatible with a 360 Wh battery extension, sold separately adding up to 50km/32 miles of range at a low gradient).

This single pivot full suspension frame has 140mm of travel both front and rear and thanks to the 66° head angle, wide 760mm bars and dropper post, this bike won't hold the rider back as they're powering down the trails.






## E MTB BIKES

# E-EXPLORE 700

ROCKRIDER



Frame Material	<b>Aluminium</b>	Number of Speeds	<b>1 x 10</b>
Frame Tyre Clearance (max tyre compatible)	<b>29 x 2.4</b>	Brakes	<b>TEKTRO M530 4p / 2p</b>
Motor Model	<b>Brose T Aluminium</b>	Disc Rotor size (mm)	<b>180 mm</b>
Torque (Nm)	<b>70 Nm</b>	Rims (intemat w & depth & material)	<b>ALUMINIUM 29 x 30C</b>
Power (w)	<b>250 W</b>	Front tire	<b>ROCKRIDER GRIP 500 29 x 2.4</b>
Battery size (Wh)	<b>630 Wh</b>	Rear tire	<b>ROCKRIDER GRIP 500 29 x 2.4</b>
Front suspension	<b>X-FUSION RC32</b>	Saddle	<b>DECATHLON CORE 60°</b>
Fork travel (mm)	<b>130 mm</b>	Dropper post	<b>JD-YSP18PL 120 / 150 / 170 mm</b>
Size of Chainring	<b>34</b>	Handlebar	<b>S M: ALU 740 / RISE10/0°UP / 9°BACK L XL: ALU 760 / RISE25 / 6°UP/9°BACK"</b>
Rear derailleur	<b>MICROSHIFT ADVENT X</b>	Sizes Available	<b>S / M / L / XL</b>
Crankset	<b>MIRANDA ALU ISIS BROSE</b>	Bicycle Weight (kg)	<b>21.9</b>
Cassette Range	<b>11 - 48</b>		






# E MTB BIKES

## E-EXPLORE 700 S

ROCKRIDER



Frame Material	<b>Aluminium</b>	Cassette Range	<b>11 - 43</b>
Frame Tyre Clearance (max tyre compatible)	<b>29 x 2.4</b>	Number of Speeds	<b>1 x 10</b>
Motor Model	<b>Brose T Aluminium</b>	Brakes	<b>TEKTRO M530 4p / 2p</b>
Torque (Nm)	<b>70 Nm</b>	Disc Rotor size (mm)	<b>203 mm</b>
Power (W)	<b>250 W</b>	Rims (intemat w & depth & material)	<b>ALUMINIUM 29 x 30C</b>
Battery size (Wh)	<b>630 Wh</b>	Front tire	<b>ROCKRIDER GRIP 500 29 x 2.4</b>
Front suspension	<b>ROCKSHOX 35 SILVER R</b>	Rear tire	<b>ROCKRIDER GRIP 500 29 x 2.4</b>
Fork travel (mm)	<b>140 mm</b>	Saddle	<b>DECATHLON CORE 60°</b>
Rear shock	<b>ROCKSHOX DELUXE SELECT COIL</b>	Dropper post	<b>JD-YSP18PL 120 / 150 / 170 mm</b>
Rear travel (mm)	<b>140 mm</b>	Handlebar	<b>S M: ALU 740 / RISE10/0°UP / 9°BACK L XL: ALU 760 / RISE25 / 6°UP/9°BACK"</b>
Crankset	<b>MIRANDA ALU ISIS BROSE</b>	Sizes Available	<b>S / M / L / XL</b>
Size of Chainring	<b>34</b>	Bicycle Weight (kg)	<b>26.5</b>
Rear derailleur	<b>SHIMANO DEORE LINKGLIDE</b>		





## E MTB BIKES E-FEEL 700 S

ROCKRIDER



Frame Material	<b>Aluminium</b>	Cassette Range	<b>11-50</b>
Frame Tyre Clearance (max tyre compatible)	<b>29 x 2,5</b>	Number of Speeds	<b>1 x 11</b>
Motor Model	<b>Shimano EP600</b>	Brakes	<b>TRP Slate Evo 4p</b>
Torque (Nm)	<b>85 Nm</b>	Disc Rotor size (mm)	<b>203 mm</b>
Power (W)	<b>250 W</b>	Rims	<b>Sunringle</b>
Battery size (Wh)	<b>630 Wh</b>	Front tire	<b>Rockrider Grip 500 29 x 2.4</b>
Front suspension	<b>Rockshox 35 Gold RL</b>	Rear tire	<b>Rockrider Grip 500 29 x 2.4</b>
Fork travel (mm)	<b>160 mm</b>	Seatpost	<b>Dropper</b>
Rear shock	<b>Rockshox Deluxe Select</b>	Saddle	<b>Selle Royal SR SRX-2316</b>
Rear travel (mm)	<b>150 mm</b>	Dropper post	<b>JD-YSP18PL 120 / 150 / 170 mm</b>
Crankset	<b>Shimano FCEM600</b>	Handlebar	<b>JD-MTB479AH 780wide 15rise</b>
Size of Chainring	<b>34</b>	Sizes Available	<b>S / M / L / XL</b>
Rear derailleur	<b>Shimano Cues ARDU6000</b>	Bicycle Weight (kg)	<b>25</b>

## E MTB BIKES E-FEEL 900 S

ROCKRIDER



Frame Material	<b>Aluminium</b>	Cassette Range	<b>11-50</b>
Frame Tyre Clearance (max tyre compatible)	<b>29 x 2,5</b>	Number of Speeds	<b>1 x 11</b>
Motor Model	<b>Shimano EP801</b>	Brakes	<b>TRP Trail Evo 4p</b>
Torque (Nm)	<b>85 Nm</b>	Disc Rotor size (mm)	<b>203 mm</b>
Power (W)	<b>250 W</b>	Rims	<b>SUNRINGLE DUROC SD 37 29"</b>
Battery size (Wh)	<b>630 Wh</b>	Front tire	<b>Rockrider Grip 500 29 x 2.4</b>
Front suspension	<b>Rockshox Domain RC</b>	Rear tire	<b>Rockrider Grip 500 29 x 2.4</b>
Fork travel (mm)	<b>160 mm</b>	Seatpost	<b>Dropper</b>
Rear shock	<b>Rockshox Deluxe Select</b>	Saddle	<b>Selle Royal SR SRX-2316</b>
Rear travel (mm)	<b>150 mm</b>	Dropper post	<b>JD-YSP18PL 120 / 150 / 170 mm</b>
Crankset	<b>Shimano FCEM600</b>	Handlebar	<b>JD-MTB479AH 780wide 15rise</b>
Size of Chainring	<b>34</b>	Sizes Available	<b>S / M / L / XL</b>
Rear derailleur	<b>Shimano Cues KRDU670 Di2</b>	Bicycle Weight (kg)	<b>25</b>



E-MTB BIKES

ROCKRIDER

**E-FEEL 900 S TEAM EDITION**

Frame Material	<b>Aluminium</b>	Cassette Range	<b>10-51</b>
Frame Tyre Clearance (max tyre compatible)	<b>29 x 2,5</b>	Number of Speeds	<b>1 x 12</b>
Motor Model	<b>Shimano EP801</b>	Brakes	<b>TRP Trail Evo 4p</b>
Torque (Nm)	<b>85 Nm</b>	Disc Rotor size (mm)	<b>203 mm</b>
Power (w)	<b>250 W</b>	Rims	<b>MAVIC eDeemax SL 29"</b>
Battery size (Wh)	<b>630 Wh</b>	Front tire	<b>Rockrider Grip 900 29 x 2.4</b>
Front suspension	<b>Rockshox Zeb Ultimate</b>	Rear tire	<b>Rockrider Grip 900 29 x 2.4</b>
Fork travel (mm)	<b>160 mm</b>	Seatpost	<b>Dropper</b>
Rear shock	<b>Rockshox Superdeluxe Ultimate</b>	Saddle	<b>Selle Royal SR SRX-2316</b>
Rear travel (mm)	<b>150 mm</b>	Dropper post	<b>JD-YSP18PL 120 / 150 / 170 mm</b>
Crankset	<b>Shimano XT M8150</b>	Handlebar	<b>JD-MTB479AH 780wide 15rise</b>
Size of Chainring	<b>34</b>	Sizes Available	<b>S / M / L / XL</b>
Rear derailleur	<b>Shimano XT M8150 Di2</b>	Bicycle Weight (kg)	<b>25</b>







# TREKking BIKES





## TREKKING BIKE RS100

ROCKRIDER



Frame Material	<b>Steel</b>	Front tire	<b>DURO CORDOBA 47-622</b>
Frame Tyre Clearance (max tyre compatible)	<b>47 without mudguard</b>	Saddle	<b>B'TWIN SPORT 100</b>
Brakes	<b>V brake</b>	Stem	<b>Quill</b>
Rims (intemat w & depth & material)	<b>700 x 19C</b>	Handlebar	<b>Combo flat</b>
Size of Chainring	<b>38</b>	Kickstand	<b>Compatible</b>
Rear derailleur	<b>Microshift</b>	Mudguards	<b>Compatible</b>
Cassette Range	<b>14 - 28</b>	Rear Carrier	<b>Compatible</b>
Number of Speeds	<b>6</b>	Integrated Lock	<b>Compatible</b>
Sizes Available	<b>S / M / L</b>	Bicycle Weight (kg)	<b>15</b>

## TREKKING BIKE RS120 HF & LF

ROCKRIDER



Frame Material	<b>Steel</b>	Front tire	<b>BTWIN TREKKING 38-622</b>
Frame Tyre Clearance (max tyre compatible)	<b>47 without mudguard</b>	Saddle	<b>B'TWIN ERGOFIT SPORT 500</b>
Brakes	<b>V brake</b>	Stem	<b>Quill</b>
Rims (intemat w & depth & material)	<b>700 x 19 Double Wall</b>	Handlebar	<b>620 mm</b>
Size of Chainring	<b>36</b>	Kickstand	<b>Compatible</b>
Rear derailleur	<b>B'Twin RD M25</b>	Mudguards	<b>Compatible</b>
Cassette Range	<b>11 - 34</b>	Rear Carrier	<b>Compatible</b>
Number of Speeds	<b>8</b>	Integrated Lock	<b>Compatible</b>
Sizes Available	<b>S / M / L</b>	Bicycle Weight (kg)	<b>14.9</b>



# TREKKING BIKE

## RS500

## ROCKRIDER



Frame Material	<b>Alumium 6061 T6</b>	Tubeless ready?	<b>No</b>
Frame Tyre Clearance (max tyre compatible)	<b>47 without mudguard</b>	Saddle	<b>B'TWIN ERGOFIT SPORT 500</b>
Fork travel (mm)	<b>60</b>	Stem	<b>75 mm</b>
Fork Spring	<b>Spring</b>	Handlebar	<b>620 mm</b>
Size of Chainring	<b>36</b>	Kickstand	<b>Compatible</b>
Rear derailleur	<b>Microshift</b>	Mudguards	<b>Compatible</b>
Cassette Range	<b>11 - 36</b>	Rear Carrier	<b>Compatible</b>
Number of Speeds	<b>9</b>	Integrated Lock	<b>Compatible</b>
Brakes	<b>Tektro meca</b>	Sizes Available	<b>S / M / L / XL</b>
Rims (intemat w & depth & material)	<b>700 x 19C</b>	Bicycle Weight (kg)	<b>14.1</b>
Front tire	<b>BTWIN TREKKING 38 - 622</b>		





## TREKKING BIKE RS920

ROCKRIDER



Frame Material	<b>Alumium 6061 T6</b>	Tubeless ready?	<b>Yes</b>
Frame Tyre Clearance (max tyre compatible)	<b>47 without mudguard</b>	Saddle	<b>B'TWIN ERGOFIT SPORT 900</b>
Fork travel (mm)	<b>63</b>	Stem	<b>70 mm</b>
Fork Spring	<b>AIR</b>	Handlebar	<b>660 mm</b>
Size of Chainring	<b>38</b>	Kickstand	<b>Compatible</b>
Rear derailleur	<b>Sram</b>	Mudguards	<b>Compatible</b>
Cassette Range	<b>11 - 46</b>	Rear Carrier	<b>Compatible</b>
Number of Speeds	<b>11</b>	Integrated Lock	<b>Compatible</b>
Brakes	<b>Tektro hydro</b>	Sizes Available	<b>S / M / L / XL</b>
Rims (intemat w & depth & material)	<b>700 x 23</b>	Bicycle Weight (kg)	<b>12.3</b>
Front tire	<b>CST tirent</b>		

## TREKKING BIKE ADVENTURE 900

ROCKRIDER



Frame Material	<b>Triple butted aluminium</b>	QR or axel type	<b>Thru axle 12 mm</b>
Frame Tyre Clearance (max tyre compatible)	<b>47 mm</b>	Tubeless ready?	<b>Yes</b>
Rigid Fork Material	<b>Aluminium</b>	Saddle	<b>Brooks imperial B17 brown</b>
Rigid Fork Tyre Clearance (max tyre compatible)	<b>47</b>	Stem	<b>70 / 80 / 90 / 100 mm</b>
Crankset	<b>Shimano CUES AFCU80002CX62C</b>	Handlebar	<b>Aluminium, 9° backsteep, 10 mm rise</b>
Size of Chainring	<b>46 - 32</b>	Kickstand	<b>Central</b>
Shifters	<b>CUES KSLU8000</b>	Mudguards	<b>Aluminium</b>
Cassette Range	<b>11 - 45</b>	Rear Carrier	<b>Riverside travel 50 kg</b>
Number of Speeds	<b>11</b>	Front Carrier	<b>Riverside travel 20 kg</b>
Brakes	<b>TRP SPYRE Mechanical dual piston</b>	Integrated Light Set	<b>Dynamo AXA blueline 30</b>
Disc Rotor size (mm)	<b>180 mm 6 bolts</b>	Sizes Available	<b>S / M / L / XL</b>
Rims (intemat w & depth & material)	<b>DT swiss HU 1900</b>	Colors Available	<b>BEIGE</b>
Hubs front/rear	<b>Front : dynamo hub SP PD 7 / rear DT 370</b>	Bicycle Weight (kg)	<b>16</b>
Front tire	<b>Schwalbe Marathon Plus tour</b>	Maximum Weight (bicycle+rider+load)	<b>170</b>




# TREKKING BIKE

## ADVENTURE 920DB

ROCKRIDER



Frame Material	<b>Triple butted aluminium</b>	QR or axel type	<b>Thru axle 12mm</b>
Frame Tyre Clearance (max tyre compatible)	<b>2.3"</b>	Tubeless ready?	<b>Yes</b>
Rigid Fork Material	<b>Aluminium</b>	Saddle	<b>Brooks cambium C15</b>
Rigid Fork Tyre Clearance (max tyre compatible)	<b>2.3"</b>	Stem	<b>60 / 70 / 80 / 90 mm</b>
Crankset	<b>SRAM APEX</b>	Handlebar	<b>Reach : 52.6 mm / Flare : 24° / Sweep : 4° / Drop : 124 mm</b>
Size of Chainring	<b>38T</b>	Cassette Range	<b>11 - 50</b>
Shifters	<b>Sram APEX 12</b>	Number of Speeds	<b>12</b>
Brakes	<b>APEX</b>	Sizes Available	<b>S / M / L / XL</b>
Disc Rotor size (mm)	<b>160 mm center lock</b>	Colors Available	<b>YELLOW</b>
Rims (intemat w & depth & material)	<b>DT swiss HG 1800</b>	Bicycle Weight (kg)	<b>11</b>
Hubs front/rear	<b>Front : dynamo hub SP PD 7 / rear DT 370</b>	Maximum Weight (bicycle+rider+load)	<b>140</b>
Front tire	<b>VITTORIA TERRENO DRY</b>		





## TREKKING E-BIKE E ACTIVE 500 LF / HF

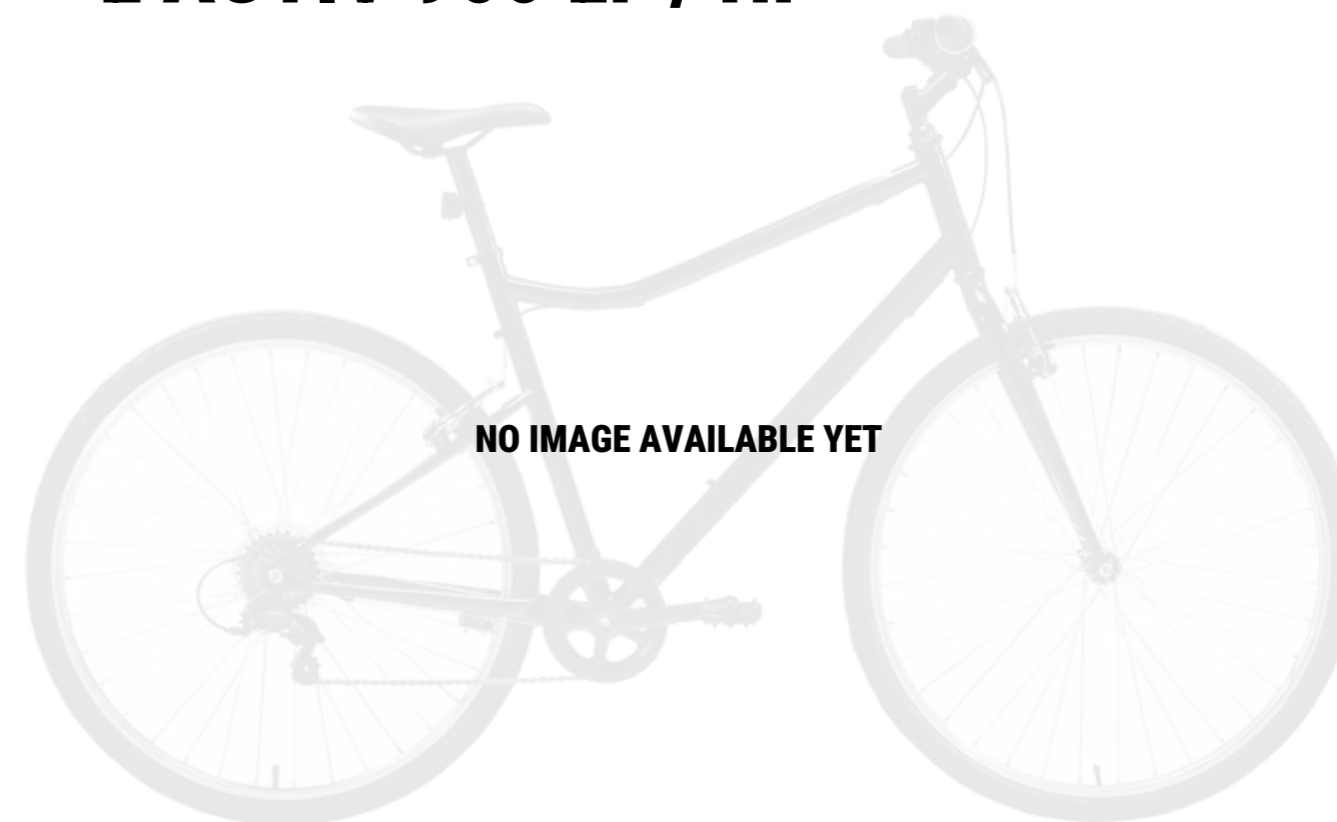
ROCKRIDER



Frame Material	<b>Aluminium</b>	Brakes	<b>Tektro T280 HDB</b>
Frame Tyre Clearance (max tyre compatible)	<b>47 mm</b>	Rims (intemat w & depth & material)	<b>622 - 25c</b>
Motor location	<b>Mid drive unit</b>	Front tire	<b>Riverside trekking protect +</b>
Motor Model	<b>Yamaha PW C2</b>	Saddle	<b>Short distance 60 degrees</b>
Torque (Nm)	<b>55 Nm</b>	Stem	<b>Adjustable ST243 90 mm</b>
Battery size (Wh)	<b>504 Wh</b>	Handlebar	<b>Aluminium, 9° backsteep, 10 mm rise</b>
Front suspension	<b>Suntour SF 15 NEX</b>	Kickstand	<b>Rear</b>
Fork travel (mm)	<b>60 mm</b>	Mudguards	<b>Plastic</b>
Crankset	<b>Miranda ATB 500</b>	Integrated Light Set	<b>Front : NXT 60, rear: elops steady</b>
Size of Chainring	<b>38</b>	Sizes Available	<b>S / M / L / XL</b>
Rear derailleur	<b>Acolyte</b>	Colors Available	<b>BEIGE / GREEN / LAVENDER</b>
Cassette Range	<b>12 - 42</b>	Bicycle Weight (kg)	<b>23 or 24</b>
Number of Speeds	<b>8</b>		

## TREKKING E-BIKE E ACTIV 900 LF / HF

ROCKRIDER



Frame Material	<b>Aluminium</b>	Brakes	<b>Tektro T280 HDB</b>
Frame Tyre Clearance (max tyre compatible)	<b>47 mm</b>	Rims (intemat w & depth & material)	<b>622 - 25c</b>
Motor location	<b>Mid drive unit</b>	Front tire	<b>Riverside trekking protect +</b>
Motor Model	<b>OWURU</b>	Saddle	<b>Selle Royale, EXPLORATE MODERATE</b>
Torque (Nm)	<b>60 Nm</b>	Stem	<b>Adjustable, 70 mm</b>
Battery size (Wh)	<b>694 Wh</b>	Handlebar	<b>Aluminium, 12° backsteep 25 mm rise - 640 mm for S M 680 mm for L XL</b>
Front suspension	<b>CARRY fork (internal conception) compatible with cargo cages</b>	Kickstand	<b>Rear</b>
Fork travel (mm)	<b>60 mm</b>	Mudguards	<b>Plastic</b>
Crankset	<b>No crankset : OWORU engine, automative</b>	Rear Carrier	<b>Riverside carrier assembled on rear triangles</b>
Number of Speeds	<b>8</b>	Integrated Light Set	<b>Front integrated in the frame</b>
Cassette Range	<b>26 speeds</b>	Colors Available	<b>GREY / DARK GREEN</b>
Sizes Available	<b>S / M / L / XL</b>	Bicycle Weight (kg)	<b>27</b>





# URBAN BIKES





## URBAN TRADITIONAL BIKE ELOPS 120

B'TWIN



Frame Material	<b>Steel</b>	Mudguards	<b>Yes</b>
Rear derailleur	<b>MICROSHRIFT M21 6 S</b>	Rear Carrier	<b>Yes</b>
Shifters	<b>MICROSHRIFT MS 25 6 S</b>	Integrated Light Set	<b>Yes - Dynamo</b>
Number of Speeds	<b>6</b>	Integrated Lock	<b>No</b>
Brakes	<b>V-Brake HJ6021 + MINI</b>	Sizes Available	<b>Unisize</b>
Tires	<b>BTWIN CITY</b>	Colors Available	<b>BLUE</b>
Saddle	<b>SD Activ CITY 100</b>	Bicycle Weight (kg)	<b>17.5</b>
Kickstand	<b>Yes</b>		

## URBAN TRADITIONAL BIKE ELOPS 520

B'TWIN



Frame Material	<b>Steel</b>	Mudguards	<b>Yes</b>
Rear derailleur	<b>MICROSHRIFT M21 6 S</b>	Rear Carrier	<b>Yes</b>
Shifters	<b>MICROSHRIFT MS 25 6 S</b>	Integrated Light Set	<b>Yes - Dynamo</b>
Number of Speeds	<b>6</b>	Integrated Lock	<b>No</b>
Brakes	<b>V-Brake TV12 + MINI</b>	Sizes Available	<b>XS / S / M / L / XL</b>
Tires	<b>BTWIN CITY</b>	Colors Available	<b>BLUE / TURQUOISE / LIGHT BLUE</b>
Saddle	<b>SD Activ CITY 100</b>	Bicycle Weight (kg)	<b>XS 17.6 S / M 19.1 L / XL 19.45</b>
Kickstand	<b>Yes</b>		



## URBAN TRADITIONAL BIKE ELOPS 540

B'TWIN



Frame Material	<b>Steel</b>	Mudguards	<b>Yes</b>
Rear derailleur	<b>SHIMANO NEXUS ASLC3000 7S</b>	Rear Carrier	<b>Yes</b>
Shifters	<b>SHIMANO NEXUS ASLC3000 7S</b>	Integrated Light Set	<b>Yes</b>
Number of Speeds	<b>7</b>	Integrated Lock	<b>No</b>
Brakes	<b>V-Brake TKR 855 + TKB 135</b>	Sizes Available	<b>XS / S / M / L / XL</b>
Tires	<b>BTWIN CITY</b>	Colors Available	<b>PETROL BLUE</b>
Saddle	<b>SD Activ CITY 100</b>	Bicycle Weight (kg)	<b>XS 18.7 S / M 19.6 L / XL 19.9</b>
Kickstand	<b>Yes</b>		

## URBAN TRADITIONAL BIKE ELOPS 900

B'TWIN



Frame Material	<b>Alloy</b>	Mudguards	<b>Yes</b>
Rear derailleur	<b>SHIMANO NEXUS ASLC3000 7S</b>	Rear Carrier	<b>Yes</b>
Shifters	<b>SHIMANO NEXUS ASLC3000 7S</b>	Integrated Light Set	<b>Yes</b>
Number of Speeds	<b>7</b>	Integrated Lock	<b>Yes</b>
Brakes	<b>Disc</b>	Sizes Available	<b>S / M / L / XL</b>
Tires	<b>BTWIN CITY</b>	Colors Available	<b>GREY</b>
Saddle	<b>SD Activ CITY 100</b>	Bicycle Weight (kg)	<b>S / M 18 L / XL 19</b>
Kickstand	<b>Yes</b>		



## LONG DISTANCE URBAN BIKE

# LD 500

B'TWIN



Frame	<b>HIGH &amp; LOW FRAME</b>	Hubs front/rear	<b>front HUB DYNAMO SHIMANO NEXUS 6 V 3 W</b>
Frame Material	<b>Aluminium 6061</b>	Tires	<b>LD Tire 38-622 / 700 x 38C</b>
Frame Tyre Clearance (max tyre compatible)	<b>700 x 38</b>	Saddle	<b>Decathlon 60°</b>
Rigid Fork Material	<b>Steel</b>	Stem	<b>«oversize» (31,8 mm) aluminium 1/8" angle +8°</b>
Rigid Fork Tyre Clearance (max tyre compatible)	<b>700 x 38</b>	Handlebar	<b>Oversize 31.8 mm / 62 cm width</b>
Front suspension	<b>No</b>	Kickstand	<b>Yes</b>
Rims (intemat w & depth & material)	<b>28" 19 mm internal / Aloy</b>	Rear Carrier	<b>Aloy 27 kg</b>
Crankset	<b>36T</b>	Integrated Light Set	<b>Axa Blueline 30 lux</b>
Shifters	<b>Microshift</b>	Integrated Lock	<b>Compatible</b>
Cassette Range	<b>11 - 36</b>	Sizes Available	<b>S / M / L / XL</b>
Number of Speeds	<b>9</b>	Colors Available	<b>GREY</b>
Brakes	<b>V brake</b>	Bicycle Weight (kg)	<b>14.4 (M)</b>

## LONG DISTANCE URBAN BIKE

# LD 900

B'TWIN



Frame	<b>HIGH &amp; LOW FRAME</b>	Hubs front/rear	<b>front HUB DYNAMO SHIMANO NEXUS 6 V 3 W</b>
Frame Material	<b>Aluminium 6061</b>	Tires	<b>LD tanwall / 700 x 38C</b>
Frame Tyre Clearance (max tyre compatible)	<b>700 x 38</b>	Saddle	<b>Decathlon 60°</b>
Rigid Fork Material	<b>Aloy</b>	Stem	<b>«oversize» (31,8 mm) aluminium 1/8" angle +8°</b>
Rigid Fork Tyre Clearance (max tyre compatible)	<b>700 x 38</b>	Handlebar	<b>Oversize 31.8 mm / 62 cm width</b>
Front suspension	<b>Headshock</b>	Kickstand	<b>Yes</b>
Fork travel (mm)	<b>30 mm</b>	Rear Carrier	<b>Aloy 27 kg</b>
Crankset	<b>SRAM NX 36 T</b>	Integrated Light Set	<b>Axa Blueline 30 lux</b>
Shifters	<b>SRAM NX</b>	Integrated Lock	<b>Compatible</b>
Cassette Range	<b>11 - 44</b>	Sizes Available	<b>S / M / L / XL</b>
Number of Speeds	<b>11</b>	Colors Available	<b>GREEN</b>
Brakes	<b>Tektro Disc Brakes</b>	Bicycle Weight (kg)	<b>14.3 (M)</b>
Rims (intemat w & depth & material)	<b>28" 19 mm internal / Aloy</b>		



## URBAN SPEED BIKE SPEED 500

B'TWIN



Frame Material	<b>HI TEN STEEL</b>	Brakes	<b>CALIPER</b>
Size of Chainring	<b>ALUMINIUM 44 T</b>	Stem	<b>ALUMINIUM, 60 mm</b>
Handlebar	<b>ALUMINIUM, 500 mm</b>	Sizes Available	<b>S / M / L / XL</b>
Colors Available	<b>BLUE / YELLOW</b>	Bicycle Weight (kg)	<b>11.6</b>

## URBAN SPEED BIKE SPEED 900

B'TWIN



Frame Material	<b>Alumium 6061 T6</b>	Brakes	<b>Hydro disk TEKTRO TKD 20</b>
Size of Chainring	<b>ALUMINIUM 44 T</b>	Stem	<b>ALUMINIUM, 80 mm</b>
Sizes Available	<b>M / L / XL</b>	Handlebar	<b>ALUMINIUM, 560 mm</b>
Colors Available	<b>DARK GREEN</b>	Bicycle Weight (kg)	<b>11.8 (M)</b>



## ELEC URBAN BIKE

**900 E - Driver V3**

B'TWIN



Frame	<b>HIGH &amp; LOW FRAME</b>	Brakes	<b>Mecanical Disc - Tektro M280</b>
Frame Material	<b>Aluminium</b>	Tire	<b>Btwin City</b>
Motor location	<b>Rear wheel</b>	Saddle	<b>SD Activ CITY 100</b>
Motor Model	<b>Vision</b>	Kickstand	<b>Yes</b>
Torque (Nm)	<b>35 Nm</b>	Mudguards	<b>Yes</b>
Power (w)	<b>250 W</b>	Rear Carrier	<b>Welded 27 Kg</b>
Battery size (Wh)	<b>417 Wh</b>	Integrated Light Set	<b>Yes - Elops 20 LUX</b>
Front suspension	<b>Suntour SF20 NEX</b>	Sizes Available	<b>S / M / L / XL</b>
Size of Chainring	<b>42</b>	Bicycle Weight (kg)	<b>24.5</b>
Rear derailleur	<b>Shimano TY200</b>	Maximum Weight (bicycle+rider+load)	<b>150</b>
Cassette Range	<b>14 - 28</b>		

## ELEC URBAN BIKE

**920 E CONNECT**

B'TWIN



Frame	<b>LOW FRAME</b>	Brakes	<b>Hydraulic Disc - Tektro TKD50 then T275 (2024)</b>
Frame Material	<b>Aluminium</b>	Tire	<b>Btwin City</b>
Motor location	<b>Central</b>	Saddle	<b>SD Activ CITY 100</b>
Motor Model	<b>Brose Drive Cmag200</b>	Kickstand	<b>Ursus M001</b>
Torque (Nm)	<b>50 Nm</b>	Mudguards	<b>Yes</b>
Power (w)	<b>250 W</b>	Rear Carrier	<b>Welded 27 Kg</b>
Battery size (Wh)	<b>417 Wh</b>	Integrated Light Set	<b>Yes - Elops 20 LUX</b>
Front suspension	<b>Suntour SF20 NEX</b>	Sizes Available	<b>S / M / L / XL</b>
Size of Chainring	<b>44</b>	Bicycle Weight (kg)	<b>26</b>
Rear derailleur	<b>NEXUS 7</b>	Maximum Weight (bicycle+rider+load)	<b>150</b>
Cassette Range	<b>19T</b>		



## URBAN E-BIKE LD LD500 E

B'TWIN



Frame	<b>HIGH &amp; LOW FRAME</b>	Cassette	<b>Microshift 11-36</b>
Frame Material	<b>Aluminium 6061</b>	Number of Speeds	<b>8</b>
Frame Tyre Clearance (max tyre compatible)	<b>700 x 38</b>	Brakes	<b>Hydrolic disc Brake Tektro</b>
Frame//accessories compatibility (Racks,Carriers, MG, KickStands...)	<b>Folding lock, baby seat</b>	Disc Rotor size (mm)	<b>160 mm / 180 mm</b>
Motor location	<b>Rear wheel</b>	Front tire	<b>ELD Tire 38-622 / 700 x 38C</b>
Motor Model	<b>Vision ?</b>	Handlebar	<b>Oversize 31.8 mm / 62 cm width</b>
Torque (Nm)	<b>45 Nm</b>	Kickstand	<b>Rear</b>
Power (W)	<b>250 W</b>	Rear Carrier	<b>Aloy 27kg</b>
Battery size (Wh)	<b>504</b>	Integrated Light Set	<b>Axa Blueline 30 lux</b>
Front suspension	<b>No</b>	Integrated Lock	<b>Compatible</b>
Sizes Available	<b>S / M / L / XL</b>	Bicycle Weight (kg)	<b>14.4 (M)</b>





## URBAN E-BIKE LD LD 920 E

B'TWIN



Frame	<b>HIGH &amp; LOW FRAME</b>	Cassette	<b>Sproket 23 T</b>
Frame Material	<b>Aluminium 6061</b>	Number of Speeds	<b>Variator (CVT)</b>
Frame Tyre Clearance (max tyre compatible)	<b>700 x 40</b>	Brakes	<b>Hydraulic disc Brake Tektro</b>
Frame//accessories compatibility (Racks,Carriers, MG, KickStands...)	<b>Baby seat 27kg</b>	Disc Rotor size (mm)	<b>160 mm / 180 mm</b>
Motor location	<b>Central motor</b>	Front tire	<b>Vittora E randonneur 700 x 38C (ETRTO 40-622)</b>
Motor Model	<b>Owuru 100</b>	Handlebar	<b>Oversize 31.8 mm / 62 cm width</b>
Torque (Nm)	<b>65 Nm</b>	Kickstand	<b>Rear</b>
Power (W)	<b>250 W</b>	Rear Carrier	<b>Aloy 27kg</b>
Battery size (Wh)	<b>702 Wh</b>	Integrated Light Set	<b>30 lux - Front 3 candelas - Rear</b>
Front suspension	<b>Headshock</b>	Integrated Lock	<b>Ringlock ART2</b>
Fork travel (mm)	<b>30 mm</b>	Sizes Available	<b>S / M / L / XL</b>
Fork Spring	<b>4 spring</b>	Bicycle Weight (kg)	<b>27</b>





# WHAT IF SHIFTING GEARS WERE A THING OF THE PAST?

**Get carried away with a new pedalling experience, with this fully automatic transmission bike.**

## + Smooth pedalling.


Innovative continuously variable engine. Never change speeds again.

## + Real-time tracking.

Connect your bike to your smartphone and geolocate it if it gets stolen.

## + Comfort.

«HEADSHOCK» type suspension fork for enhanced comfort.





# OUR PROPULSIVE MODULE TECHNOLOGY IS MORE THAN A MOTOR.

Meet our all-in-one dual motor system with electric assistance and a stepless automatic gear shift. Enjoy seamless shifting and reactive assistance, even at standstill or when pushing hard.

Wherever you're at, you'll maintain a comfortable cadence. Automatic electric driving gets safer, smoother and more fun.

**Peak Power:**

600 W

**Maximum torque range:**

65 à 120 Nm

**Maximum electric assistance:**


375 %

**Variator gearing ratio:**

265 %

**Battery:**

48 V



## 1. Double belt drive

In the internal transmission is provided by two synchronous belts, guaranteeing smooth, silent operation. These two belts ensure the rider's effort and the torque supplied by each motor are transmitted to the planetary gear.

## 2. Planetary gear

The system's beating heart: merges human input (pedalling) with the power of the electric motors, producing a given gear ratio in the process. Since the motors' rotation speed is variable and continuous in relation to each other, the gear ratio can also vary continuously within its operating range.

## 3. The dual motor

the two motors are controlled continuously. This allows any level of assistance and gear ratio to be obtained, adapting to the cyclist's cadence for a smooth, tailor-made ride.

## 4. Single circuit board

a single intelligence is required to calculate the gear ratio and level of assistance to be provided, using a powerful microcontroller. This operates based on data collected by the system's eight sensors, and is used to control the motors more than 20,000 times a second !



## URBAN SPEED BIKE

# SPEED 920 E

B'TWIN



Frame Material	<b>Alumium 6061 T6</b>	Brakes	<b>Hydro disk TEKRO TKD 20</b>
Handlebar	<b>ALUMINIUM, 560 mm</b>	Stem	<b>ALUMINIUM, 80 mm</b>
Size of Chainring	<b>ALUMINIUM 44 T</b>	Sizes Available	<b>M / L / XL</b>
Rear derailleur	<b>ALFINE 8 SPEED</b>	Colors Available	<b>BLACK</b>
Shifters	<b>SHIMANO ALTUS</b>	Bicycle Weight (kg)	<b>15</b>






## CARGO E-BIKE

# CARGOBIKE R500E


B'TWIN



Frame Material	<b>Aluminium</b>	Disc Rotor size (mm)	<b>180 mm</b>
Motor location	<b>Rear wheel</b>	Front tire	<b>CST C1996</b>
Motor Model	<b>Vision</b>	Kickstand	<b>Yes</b>
Torque (Nm)	<b>58 Nm</b>	Mudguards	<b>Yes</b>
Power (W)	<b>250 W nominal, 680 W maximum</b>	Rear Carrier	<b>Yes</b>
Battery size (Wh)	<b>673 Wh</b>	Front Carrier	<b>Yes</b>
Front suspension	<b>Suntour</b>	Integrated Light Set	<b>Yes 80 lux</b>
Rear derailleur	<b>Microshift</b>	Integrated Lock	<b>Ring lock</b>
Cassette Range	<b>11 - 18</b>	Sizes Available	<b>Uni size</b>
Number of Speeds	<b>8</b>	Colors Available	<b>LIGHT GREEN / RED / CREAM</b>
Brakes	<b>Tektro</b>	Bicycle Weight (kg)	<b>38</b>







# FOLDING BIKES



## FOLDING BIKE FOLD 120

B'TWIN



Frame Material	<b>Steel</b>	Material	<b>Steel</b>
Size of Chainring	<b>52 T</b>	Saddle	<b>60°</b>
Cassette Range	<b>14 - 28</b>	Kickstand	<b>Yes</b>
Number of Speeds	<b>6</b>	Mudguards	<b>Yes</b>
Brakes	<b>STEEL VBRAKES</b>	Integrated Light Set	<b>No</b>
Tires	<b>20" Btwin 44-406</b>	Colors Available	<b>GREY</b>
Seatpost	<b>31.6</b>	Bicycle Weight (kg)	<b>14.5</b>

## FOLDING BIKE FOLD 500

B'TWIN



Frame Material	<b>Aluminium</b>	Material	<b>Aluminium</b>
Size of Chainring	<b>52 T</b>	Saddle	<b>60° with handle</b>
Cassette Range	<b>14 - 28</b>	Kickstand	<b>Yes</b>
Number of Speeds	<b>7</b>	Mudguards	<b>Yes</b>
Brakes	<b>ALUMINUM VBRAKES</b>	Integrated Light Set	<b>Yes USB</b>
Tires	<b>20" Btwin 44-406</b>	Colors Available	<b>DARK BLUE / LIGH GREEN</b>
Seatpost	<b>31.6 Anthitheft</b>	Bicycle Weight (kg)	<b>12.8</b>




## FOLDING BIKE

# FOLD 560

B'TWIN



Frame Material	<b>Aluminium</b>	Material	<b>Aluminium</b>
Size of Chainring	<b>52 T</b>	Saddle	<b>60° with handle</b>
Cassette Range	<b>11 - 28</b>	Kickstand	<b>Yes</b>
Number of Speeds	<b>9</b>	Mudguards	<b>Yes</b>
Brakes	<b>ALUMINUM VBRAKES</b>	Integrated Light Set	<b>Yes USB</b>
Tires	<b>20" Btwin 44-406</b>	Colors Available	<b>SMOKE</b>
Seatpost	<b>31.6 Anthitheft</b>	Bicycle Weight (kg)	<b>12.2</b>





## FOLDING BIKE FOLD LIGHT 1"

B'TWIN



Frame Material	<b>Aluminium</b>	Material	<b>Aluminium</b>
Size of Chainring	<b>52 T</b>	Saddle	<b>60° with handle</b>
Cassette Range	<b>11 - 28</b>	Kickstand	<b>Yes</b>
Number of Speeds	<b>9</b>	Mudguards	<b>Yes</b>
Brakes	<b>ALUMINUM VBRAKES</b>	Integrated Light Set	<b>Yes USB</b>
Tires	<b>16" SCHWALBE MARATHON RACE 40-305</b>	Colors Available	<b>GREEN SMOKE</b>
Seatpost	<b>31.6 Anthitheft with automatic rotation</b>	Bicycle Weight (kg)	<b>12</b>





## ELECT FOLD BIKE E FOLD 100

B'TWIN



Frame Material	<b>Steel</b>	Rims (intemat w & depth & material)	<b>406 x 28 ALU double wall</b>
Motor location	<b>Rear wheel</b>	Tires	<b>20" Btwin 44-406</b>
Motor Model	<b>Vision 36V 200W</b>	Seatpost	<b>31.6</b>
Torque (Nm)	<b>35 Nm</b>	Saddle	<b>60°</b>
Power (w)	<b>250 W</b>	Kickstand	<b>Yes</b>
Battery size (Wh)	<b>252 Wh (36 V / 7 Ah)</b>	Mudguards	<b>Yes</b>
Size of Chainring	<b>52 T</b>	Rear Carrier	<b>Yes</b>
Brakes	<b>STEEL VBRAKES</b>	Integrated Light Set	<b>No</b>
Cassette Range	<b>16</b>	Colors Available	<b>BLACK</b>
Number of Speeds	<b>1</b>	Bicycle Weight (kg)	<b>19.9</b>

## ELECT FOLD BIKE E FOLD 500

B'TWIN



Frame Material	<b>Steel</b>	Rims (intemat w & depth & material)	<b>406 x 28 ALU double wall</b>
Motor location	<b>Rear wheel</b>	Tires	<b>20" Btwin 44-406</b>
Motor Model	<b>Vision 36V 250 W</b>	Seatpost	<b>31.6</b>
Torque (Nm)	<b>35 Nm</b>	Saddle	<b>90° with handle</b>
Power (w)	<b>250 W</b>	Kickstand	<b>Yes</b>
Battery size (Wh)	<b>252 Wh (36 V / 7 Ah)</b>	Mudguards	<b>Yes</b>
Size of Chainring	<b>52 T</b>	Rear Carrier	<b>Yes</b>
Rear derailleur	<b>Shimano TX200</b>	Integrated Light Set	<b>Yes</b>
Cassette Range	<b>14 - 28</b>	Colors Available	<b>GREEN / BLUE</b>
Number of Speeds	<b>6</b>	Bicycle Weight (kg)	<b>21.4</b>
Brakes	<b>ALUMINUM VBRAKES</b>		



# ELECT FOLD BIKE E FOLD 900 1''

B'TWIN




Frame Material	<b>Aluminium</b>	Rims (intemat w & depth & material)	<b>406 x 28 ALU double wall</b>
Motor location	<b>Rear wheel</b>	Tires	<b>20" Schwalbe BIG APPLE 50-406</b>
Motor Model	<b>Vision 36 V 250 W</b>	Seatpost	<b>60 mm (battery casing)</b>
Torque (Nm)	<b>35 Nm</b>	Saddle	<b>90° with handle</b>
Power (W)	<b>250 W</b>	Kickstand	<b>Yes</b>
Battery size (Wh)	<b>252 Wh içn the seatpost</b>	Mudguards	<b>Yes</b>
Size of Chainring	<b>52 T</b>	Rear Carrier	<b>No</b>
Rear derailleur	<b>Shimano TX200</b>	Integrated Light Set	<b>Yes</b>
Cassette Range	<b>11 - 28</b>	Colors Available	<b>BLUE METAL</b>
Number of Speeds	<b>7</b>	Bicycle Weight (kg)	<b>19</b>
Brakes	<b>Hydraulic DISK BRAKE</b>		







# KIDS BIKES





## 3-6 BIKES 14" BIKE 100 WHITE

B'TWIN




Frame Material	<b>Steel</b>	Tires	<b>BTWIN 14 x 1.5</b>
Frame//accessories compatibility (Racks,Carriers, MG, KickStands...)	<b>Mudguards, Training Wheels, Kickstand</b>	Brakes levers	<b>«Stop easy Brakes»</b>
Rigid Fork Material	<b>Steel</b>	Handlebar	<b>440 mm</b>
Size of Chainring	<b>25</b>	Bicycle Weight (kg)	<b>6.6</b>

## 14" BIKE 500



Frame Material	<b>Aluminium</b>	Tires	<b>BTWIN 14 x 1.5</b>
Frame//accessories compatibility (Racks,Carriers, MG, KickStands...)	<b>Mudguards, Training Wheels, Kickstand</b>	Brakes levers	<b>«Stop easy Brakes»</b>
Rigid Fork Material	<b>Steel</b>	Handlebar	<b>440 mm</b>
Size of Chainring	<b>25</b>	Bicycle Weight (kg)	<b>6.6</b>





## 3-6 BIKES

# 14" BIKE 900

B'TWIN



Frame Material	<b>Steel</b>	Tires	<b>BTWIN 14 x 1.5</b>
Frame//accessories compatibility (Racks, Carriers, MG, KickStands...)	<b>Mudguards, Training Wheels, Kickstand</b>	Brakes levers	<b>«Stop easy Brakes»</b>
Rigid Fork Material	<b>Steel</b>	Handlebar	<b>440 mm</b>
Size of Chainring	<b>19</b>	Bicycle Weight (kg)	<b>5.6</b>





## 3-6 BIKES 16" 100 INUIT

B'TWIN



Frame Material	<b>Steel</b>	Tires	<b>BTWIN 16 x 1.75</b>
Frame//accessories compatibility (Racks, Carriers, MG, KickStands...)	<b>Mudguards, Training Wheels, Kickstand</b>	Brakes levers	<b>«Stop easy Brakes»</b>
Rigid Fork Material	<b>Steel</b>	Handlebar	<b>460 mm</b>
Size of Chainring	<b>34</b>	Bicycle Weight (kg)	<b>8.7</b>

## 16" 500



Frame Material	<b>Steel</b>	Tires	<b>BTWIN 16 x 1.75</b>
Frame//accessories compatibility (Racks, Carriers, MG, KickStands...)	<b>Mudguards, Training Wheels, Kickstand</b>	Brakes levers	<b>«Stop easy Brakes»</b>
Rigid Fork Material	<b>Steel</b>	Handlebar	<b>460 mm</b>
Size of Chainring	<b>34</b>	Bicycle Weight (kg)	<b>8.9</b>





## 3-6 BIKES 16" 900

B'TWIN



Frame Material	Aluminium	Tires	BTWIN 16 x 1.6
Frame//accessories compatibility (Racks, Carriers, MG, KickStands...)	Mudguards, Training Wheels, Kickstand	Brakes levers	«Stop easy Brakes»
Rigid Fork Material	Steel	Handlebar	460 mm
Size of Chainring	24	Bicycle Weight (kg)	7.3





## BMX BIKES

# 16" WIPE 500

B'TWIN

Frame Material	<b>Steel</b>	Rims (intemat w & depth & material)	<b>Single Wall Alloy</b>
Size of Chainring	<b>34 teeth</b>	Tires	<b>BMX 16 x 2.125"</b>
Cassette Range	<b>16</b>	Handlebar	<b>600 mm</b>
Brakes	<b>V Brakes</b>	Bicycle Weight (kg)	<b>9</b>



## 18" WIPE 500

Frame Material	<b>Steel</b>	Rims (intemat w & depth & material)	<b>Single Wall Alloy</b>
Size of Chainring	<b>25 teeth</b>	Tires	<b>BMX 18 x 2.125"</b>
Cassette Range	<b>Micro gearing</b>	Handlebar	<b>680 mm</b>
Brakes	<b>V Brakes</b>	Bicycle Weight (kg)	<b>13</b>



## 20" WIPE 500

Frame Material	<b>Steel</b>	Rims (intemat w & depth & material)	<b>Single Wall Alloy</b>
Size of Chainring	<b>25 teeth</b>	Tires	<b>BMX 20 x 2.125"</b>
Cassette Range	<b>Micro gearing</b>	Handlebar	<b>680 mm</b>
Brakes	<b>V Brakes</b>	Bicycle Weight (kg)	<b>13.5</b>





## KIDS HYBRID BIKES RIVERSIDE 100 20"

B'TWIN



Frame Material	<b>Steel</b>	Rims (intemat w & depth & material)	<b>Single Wall Alloy</b>
Frame//accessories compatibility (Racks,Carriers, MG, KickStands...)	<b>Carriers / MG / Kickstands</b>	Tires	<b>Btwin 20 x 1.95</b>
Size of Chainring	<b>36 teeth</b>	Handlebar	<b>520 mm</b>
Number of Speeds	<b>1</b>	Bicycle Weight (kg)	<b>10.5</b>
Brakes	<b>V Brakes</b>		

## RIVERSIDE 500 20"

B'TWIN



Frame Material	<b>Steel</b>	Rims (intemat w & depth & material)	<b>Single Wall Alloy</b>
Frame//accessories compatibility (Racks,Carriers, MG, KickStands...)	<b>Carriers / MG / Kickstands</b>	Tires	<b>Btwin 20 x 1.95</b>
Size of Chainring	<b>36 teeth</b>	Handlebar	<b>520 mm</b>
Number of Speeds	<b>6</b>	Bicycle Weight (kg)	<b>11.5</b>
Brakes	<b>V Brakes</b>		

## KIDS HYBRID BIKES RIVERSIDE 900 20"

B'TWIN



Frame Material	<b>Aluminium</b>	Rims (intemat w & depth & material)	<b>Single Wall Alloy</b>
Frame//accessories compatibility (Racks,Carriers, MG, KickStands...)	<b>Carriers / MG / Kickstands</b>	Tires	<b>Btwin 20 x 1.95</b>
Size of Chainring	<b>36 teeth</b>	Handlebar	<b>520 mm</b>
Number of Speeds	<b>8</b>	Bicycle Weight (kg)	<b>9.3</b>
Brakes	<b>V Brakes</b>		



## KIDS HYBRID BIKES RIVERSIDE 100 24"



Frame Material	<b>Steel</b>	Rims (intemat w & depth & material)	<b>Single Wall Alloy</b>
Frame//accessories compatibility (Racks,Carriers, MG, KickStands...)	<b>Carriers / MG / Kickstands</b>	Tires	<b>Btwin 24 x 1.95</b>
Size of Chainring	<b>34 teeth</b>	Handlebar	<b>540 mm</b>
Number of Speeds	<b>6</b>	Bicycle Weight (kg)	<b>13.5</b>
Brakes	<b>V Brakes</b>		

## RIVERSIDE 500 24"



Frame Material	<b>Steel</b>	Rims (intemat w & depth & material)	<b>Single Wall Alloy</b>
Frame//accessories compatibility (Racks,Carriers, MG, KickStands...)	<b>Carriers / MG / Kickstands</b>	Tires	<b>Btwin 24 x 1.95</b>
Size of Chainring	<b>34 teeth</b>	Handlebar	<b>540 mm</b>
Number of Speeds	<b>6</b>	Bicycle Weight (kg)	<b>13.6</b>
Brakes	<b>V Brakes</b>		

## KIDS HYBRID BIKES RIVERSIDE 900 26"

B'TWIN



Frame Material	<b>Aluminium</b>	Rims (intemat w & depth & material)	<b>Double Wall Alloy</b>
Frame//accessories compatibility (Racks,Carriers, MG, KickStands...)	<b>Carriers / MG / Kickstands</b>	Tires	<b>Btwin 26 x 2</b>
Size of Chainring	<b>36 teeth</b>	Handlebar	<b>540 mm</b>
Number of Speeds	<b>8</b>	Bicycle Weight (kg)	<b>10.5</b>
Brakes	<b>V Brakes</b>		



**KIDS CITY BIKES**  
**20" ELOPS 500**

**B'TWIN**



Frame Material	<b>Steel</b>	Tires	<b>Btwin 20 x 1.75</b>
Brakes	<b>V Brakes</b>	Saddle	<b>Btwin Junior</b>
Size of Chainring	<b>36 teeth</b>	Handlebar	<b>520 mm</b>
Shifters	<b>Twistshift</b>	Kickstand	<b>Yes</b>
Number of Speeds	<b>6</b>	Bicycle Weight (kg)	<b>11.5</b>
Mudguards	<b>Yes</b>		

**KIDS CITY BIKES**  
**24" ELOPS 500**

**B'TWIN**



Frame Material	<b>Steel</b>	Tires	<b>Btwin 24 x 1.75</b>
Brakes	<b>V Brakes</b>	Saddle	<b>Btwin Junior</b>
Size of Chainring	<b>36 teeth</b>	Handlebar	<b>540 mm</b>
Shifters	<b>Twistshift</b>	Kickstand	<b>Yes</b>
Number of Speeds	<b>6</b>	Bicycle Weight (kg)	<b>14</b>
Mudguards	<b>Yes</b>		



JR MTB BIKES  
**20" EXPL 120**

ROCKRIDER



Frame Material	<b>Steel</b>	Number of Speeds	<b>6</b>
Frame Tyre Clearance (max tyre compatible)	<b>1.95</b>	Brakes	<b>V Brakes</b>
Frame//accessories compatibility (Racks, Carriers, MG, KickStands...)	<b>CARRIERS / MUDGUARDS / KICKSTANDS</b>	Rims (intemat w & depth & material)	<b>Single Wall Alloy</b>
Fork travel	<b>Rigid</b>	Tires	<b>Btwin 20 x 1.95</b>
Size of Chainring	<b>36 teeth</b>	Handlebar	<b>520 mm</b>
Shifters	<b>Twistshift</b>	Bicycle Weight (kg)	<b>11.5</b>

JR MTB BIKES  
**20" EXPL 500 (Orange & Black)**

ROCKRIDER



Frame Material	<b>Steel</b>	Number of Speeds	<b>6</b>
Frame Tyre Clearance (max tyre compatible)	<b>1.95</b>	Brakes	<b>V Brakes</b>
Frame//accessories compatibility (Racks, Carriers, MG, KickStands...)	<b>CARRIERS / MUDGUARDS / KICKSTANDS</b>	Rims (intemat w & depth & material)	<b>Single Wall Alloy</b>
Fork travel (mm)	<b>30 mm</b>	Tires	<b>Btwin 20 x 1.95</b>
Size of Chainring	<b>36 teeth</b>	Handlebar	<b>520 mm</b>
Shifters	<b>Twistshift</b>	Bicycle Weight (kg)	<b>12.5</b>




# JR MTB BIKES

## 20" EXPL 900R

ROCKRIDER



Frame Material	<b>Aluminium</b>	Number of Speeds	<b>8</b>
Frame Tyre Clearance (max tyre compatible)	<b>2.2</b>	Brakes	<b>Mechanical Disc</b>
Frame//accessories compatibility (Racks,Carriers, MG, KickStands...)	<b>CARRIERS / MUDGUARDS / KICKSTANDS</b>	Rims (intemat w & depth & material)	<b>Double Wall Alloy</b>
Fork travel	<b>Rigid</b>	Tires	<b>Btwin 20 x 2.2</b>
Size of Chainring	<b>32 teeth</b>	Handlebar	<b>580 mm</b>
Shifters	<b>Easy Shift</b>	Bicycle Weight (kg)	<b>9.9</b>





JR MTB BIKES  
**24" EXPL 500 (Black & Yellow)**

ROCKRIDER



Frame Material	<b>Steel</b>	Number of Speeds	<b>7</b>
Rims (intemat w & depth & material)	<b>Single Wall Alloy</b>	Brakes	<b>V Brakes</b>
Fork travel (mm)	<b>50 mm</b>	Tires	<b>Btwin 24 x 1.95</b>
Size of Chainring	<b>34 teeth</b>	Handlebar	<b>540 mm</b>
Shifters	<b>Levers</b>	Bicycle Weight (kg)	<b>14.5</b>

JR MTB BIKES  
**24" ST 900**

ROCKRIDER



Frame Material	<b>Aluminium</b>	Number of Speeds	<b>8</b>
Rims (intemat w & depth & material)	<b>Double Wall Alloy</b>	Brakes	<b>Mechanical Disc</b>
Fork travel (mm)	<b>50 mm</b>	Tires	<b>Btwin 24 x 1.95</b>
Size of Chainring	<b>36 teeth</b>	Handlebar	<b>540 mm</b>
Shifters	<b>Levers</b>	Bicycle Weight (kg)	<b>12.3</b>



JR MTB BIKES  
**24" EXPL 920**

ROCKRIDER



Frame Material	<b>Aluminium</b>	Number of Speeds	<b>9</b>
Rims (intenaat w & depth & material)	<b>Double Wall Alloy</b>	Brakes	<b>Hydraulic</b>
Fork travel (mm)	<b>63 mm</b>	Tires	<b>Btwin 24 x 1.95</b>
Size of Chainring	<b>32 teeth</b>	Handlebar	<b>620 mm</b>
Shifters	<b>Microshift Advent</b>	Bicycle Weight (kg)	<b>10.9</b>





JR MTB BIKES  
**26" ST 500 (Orange & Blue & Green)**

ROCKRIDER



Frame Material	<b>Aluminium</b>	Number of Speeds	<b>7</b>
Rims (intemat w & depth & material)	<b>Single Wall Alloy</b>	Brakes	<b>V Brakes</b>
Fork travel (mm)	<b>80 mm</b>	Tires	<b>Btwin 26 x 2</b>
Size of Chainring	<b>34 teeth</b>	Handlebar	<b>620 mm</b>
Shifters	<b>Levers</b>	Bicycle Weight (kg)	<b>14.5</b>

JR MTB BIKES  
**26" EXPL 900**

ROCKRIDER



Frame Material	<b>Aluminium</b>	Number of Speeds	<b>9</b>
Rims (intemat w & depth & material)	<b>Double Wall Alloy</b>	Brakes	<b>Hydraulic</b>
Fork travel (mm)	<b>80 mm</b>	Tires	<b>BTWIN GRIP 26 x 2.2</b>
Size of Chainring	<b>32 teeth</b>	Handlebar	<b>620 mm</b>
Shifters	<b>Levers</b>	Bicycle Weight (kg)	<b>11.5</b>




# E MBT KIDS BIKE

## 26" E ST 500

ROCKRIDER



Frame Material	<b>Aluminium</b>	Rear derailleur	<b>Microshift M25</b>
Frame Tyre Clearance (max tyre compatible)	<b>2.1</b>	Cassette Range	<b>11 - 34</b>
Frame//accessories compatibility (Racks,Carriers, MG, KickStands...)	<b>Carriers / MG / Kickstands</b>	Number of Speeds	<b>8</b>
Motor location	<b>Rear wheel</b>	Brakes	<b>Hydraulic disc brakes</b>
Motor Model	<b>MHLGK HUB MOTOR V3</b>	Disc Rotor size (mm)	<b>160 mm</b>
Torque (Nm)	<b>42</b>	Rims (intemat w & depth & material)	<b>Double wall 23C</b>
Power (w)	<b>250</b>	Tires	<b>Btwin Adventure Tanwall 26" 54-559</b>
Battery size (Wh)	<b>380</b>	Saddle	<b>Btwin Junior</b>
Fork travel (mm)	<b>80 mm</b>	Stem	<b>60 mm</b>
Fork Spring	<b>COIL</b>	Handlebar	<b>620 mm</b>
Size of Chainring	<b>32 teeth</b>	Bicycle Weight (kg)	<b>21</b>





## KIDS ROAD BIKES

# TRIBAN JR 100

VAN RYSEL



Frame Material	<b>Aluminium</b>	Rims (intemat w & depth & material)	<b>Double wall alloy 15C</b>
Frame Tyre Clearance (max tyre compatible)	<b>25 mm</b>	Tires	<b>Btwin 650 x 25</b>
Rigid Fork Tyre Clearance (max tyre compatible)	<b>25 mm</b>	Saddle	<b>Btwin Sport 100 JR</b>
Size of Chainring	<b>40 teeth</b>	Stem (length)	<b>60 mm</b>
Rear derailleur	<b>Microshift M25</b>	Handlebar	<b>380 mm</b>
Number of Speeds	<b>7</b>	Colors Available	<b>1</b>
Brakes	<b>TEKTRO</b>	Bicycle Weight (kg)	<b>10.5</b>

## KIDS ROAD BIKES

# GRAVEL JR 500

B'TWIN



Frame Material	<b>Aluminium</b>	Rims (intemat w & depth & material)	<b>Double wall alloy alloy 19C</b>
Frame Tyre Clearance (max tyre compatible)	<b>35 mm</b>	Tires	<b>Hutchinson acrobat 26</b>
Rigid Fork Tyre Clearance (max tyre compatible)	<b>35 mm</b>	Saddle	<b>Btwin Sport 100 JR</b>
Size of Chainring	<b>36 teeth</b>	Stem (length)	<b>60 mm</b>
Rear derailleur	<b>Microshift 10 speeds</b>	Handlebar	<b>380 mm</b>
Number of Speeds	<b>10</b>	Colors Available	<b>1</b>
Brakes	<b>MECANICAL DISC BRAKES</b>	Bicycle Weight (kg)	<b>11</b>



